



2019 CAZOVA U19 Boys Championships

[P-3] Match players ranking





Match: 3 **Date:** 23/07/2019 **Spectators:** 230
City: St. Catherine
Hall: GC Foster College of Physical Education
Match duration: **Start:** 16:28 **End:** 17:52 **Total:** 1:24


| Teams | Sets | 1 | 2 | 3 | 4 | 5 | Total |
|------------------|----------|------|------|------|---|---|-------|
| SUR | 3 | 25 | 25 | 25 | | | 75 |
| TTO | 0 | 19 | 15 | 15 | | | 49 |
| Duration: | | 0:25 | 0:26 | 0:27 | | | 1:18 |



SUR • Suriname

|  Spike Limit: 15.00% | Rk | No | Name | Pos. | Spikes | Faults | Shots | Total Attempts | Succ. % |
|---|----|--------------------|----------------------|------|--------|--------|-------|----------------|---------|
| | 1 | 10 | Lesperans Jason | OP | 9 | 2 | 9 | 20 | 45.00 |
| | 2 | 11 | Jameson Shemar | WS | 11 | 5 | 10 | 26 | 42.31 |
| | - | 1 | Tjokrodirijo Jordy | S | 5 | 1 | 4 | 10 | |
| | - | 2 | Alimoenadi Jamal | OP | 3 | 1 | 4 | 8 | |
| | - | 3 | Kromopawiro Quincy | WS | 0 | 0 | 0 | 0 | |
| | - | 4 | Kasanpawiro Rivaldo | MB | 3 | 1 | 3 | 7 | |
| | - | 5 | Phalai Shiven | MB | 0 | 0 | 0 | 0 | |
| | - | 6 | Klein Shawn | S | 0 | 0 | 0 | 0 | |
| | - | 7 | Tjokrodirijo Enrique | L | 0 | 0 | 0 | 0 | |
| - | 8 | Wijngaarde Jonovan | WS | 3 | 0 | 4 | 7 | | |
| - | 9 | Davids Arshad | MB | 0 | 0 | 0 | 0 | | |
| Total Team | | | | | 34 | 10 | 34 | 78 | 43.59 |

|  Block | Rk | No | Name | Pos. | Kill Blocks | Faults | Rebounds | Total Attempts | Avg. by set |
|---|----|-----------------|----------------------|------|-------------|--------|----------|----------------|-------------|
| | 1 | 8 | Wijngaarde Jonovan | WS | 2 | 1 | 2 | 5 | 0.67 |
| | 2 | 1 | Tjokrodirijo Jordy | S | 1 | 2 | 1 | 4 | 0.33 |
| | | 11 | Jameson Shemar | WS | 1 | 0 | 1 | 2 | 0.33 |
| | - | 2 | Alimoenadi Jamal | OP | 0 | 1 | 4 | 5 | |
| | - | 3 | Kromopawiro Quincy | WS | 0 | 0 | 0 | 0 | |
| | - | 4 | Kasanpawiro Rivaldo | MB | 0 | 1 | 1 | 2 | |
| | - | 5 | Phalai Shiven | MB | 0 | 0 | 0 | 0 | |
| | - | 6 | Klein Shawn | S | 0 | 0 | 0 | 0 | |
| | - | 7 | Tjokrodirijo Enrique | L | 0 | 0 | 0 | 0 | |
| - | 9 | Davids Arshad | MB | 0 | 0 | 1 | 1 | | |
| - | 10 | Lesperans Jason | OP | 0 | 0 | 0 | 0 | | |
| Total Team | | | | | 4 | 5 | 10 | 19 | 1.33 |

|  Serve | Rk | No | Name | Pos. | Aces | Faults | Serve Hits | Total Attempts | Avg. by set |
|--|----|-----------------|----------------------|------|------|--------|------------|----------------|-------------|
| | 1 | 1 | Tjokrodirijo Jordy | S | 2 | 3 | 6 | 11 | 0.67 |
| | | 11 | Jameson Shemar | WS | 2 | 3 | 4 | 9 | 0.67 |
| | 3 | 2 | Alimoenadi Jamal | OP | 1 | 0 | 17 | 18 | 0.33 |
| | | 8 | Wijngaarde Jonovan | WS | 1 | 2 | 7 | 10 | 0.33 |
| | - | 3 | Kromopawiro Quincy | WS | 0 | 0 | 0 | 0 | |
| | - | 4 | Kasanpawiro Rivaldo | MB | 0 | 2 | 10 | 12 | |
| | - | 5 | Phalai Shiven | MB | 0 | 0 | 0 | 0 | |
| | - | 6 | Klein Shawn | S | 0 | 0 | 0 | 0 | |
| | - | 7 | Tjokrodirijo Enrique | L | 0 | 0 | 0 | 0 | |
| - | 9 | Davids Arshad | MB | 0 | 1 | 0 | 1 | | |
| - | 10 | Lesperans Jason | OP | 0 | 3 | 9 | 12 | | |
| Total Team | | | | | 6 | 14 | 53 | 73 | 2.00 |

| Team | Total Team | 31 | 6 | | 37 |
|------|------------|----|---|--|----|
|------|------------|----|---|--|----|








2019 CAZOVA U19 Boys Championships

P-3 Match players ranking



|  Dig | Rk | No | Name | Pos. | Digs | Faults | Receptions | Total Attempts | Avg. by set |
|--|----|---------------|----------------------|------|------|--------|------------|----------------|-------------|
| | 1 | 7 | Tjokrodirijo Enrique | L | 15 | 0 | 6 | 21 | 5.00 |
| | 2 | 11 | Jameson Shemar | WS | 9 | 1 | 4 | 14 | 3.00 |
| | 3 | 1 | Tjokrodirijo Jordy | S | 4 | 2 | 4 | 10 | 1.33 |
| | | 2 | Alimoenadi Jamal | OP | 4 | 1 | 5 | 10 | 1.33 |
| | 5 | 10 | Lesperans Jason | OP | 2 | 2 | 2 | 6 | 0.67 |
| | 6 | 4 | Kasanpawiro Rivaldo | MB | 1 | 0 | 2 | 3 | 0.33 |
| | 8 | | Wijngaarde Jonovan | WS | 1 | 1 | 5 | 7 | 0.33 |
| | - | 3 | Kromopawiro Quincy | WS | 0 | 0 | 0 | 0 | |
| | - | 5 | Phalai Shiven | MB | 0 | 0 | 0 | 0 | |
| - | 6 | Klein Shawn | S | 0 | 0 | 0 | 0 | | |
| - | 9 | Dauids Arshad | MB | 0 | 0 | 0 | 0 | | |
| Total Team | | | | | 36 | 7 | 28 | 71 | 12.00 |

|  Set | Rk | No | Name | Pos. | Running Sets | Faults | Still Sets | Total Attempts | Avg. by set |
|--|----|----------------|----------------------|------|--------------|--------|------------|----------------|-------------|
| | 1 | 1 | Tjokrodirijo Jordy | S | 44 | 5 | 13 | 62 | 14.67 |
| | 2 | 10 | Lesperans Jason | OP | 1 | 0 | 0 | 1 | 0.33 |
| | - | 2 | Alimoenadi Jamal | OP | 0 | 1 | 1 | 2 | |
| | - | 3 | Kromopawiro Quincy | WS | 0 | 0 | 0 | 0 | |
| | - | 4 | Kasanpawiro Rivaldo | MB | 0 | 0 | 0 | 0 | |
| | - | 5 | Phalai Shiven | MB | 0 | 0 | 0 | 0 | |
| | - | 6 | Klein Shawn | S | 0 | 0 | 0 | 0 | |
| | - | 7 | Tjokrodirijo Enrique | L | 0 | 0 | 0 | 0 | |
| | - | 8 | Wijngaarde Jonovan | WS | 0 | 0 | 0 | 0 | |
| - | 9 | Dauids Arshad | MB | 0 | 0 | 0 | 0 | | |
| - | 11 | Jameson Shemar | WS | 0 | 0 | 0 | 0 | | |
| Total Team | | | | | 45 | 6 | 14 | 65 | 15.00 |

|  Reception Limit: 20.00% | Rk | No | Name | Pos. | Running Sets | Faults | Still Sets | Total Attempts | Eff. % |
|---|----|--------------------|----------------------|------|--------------|--------|------------|----------------|--------|
| | 1 | 11 | Jameson Shemar | WS | 8 | 0 | 4 | 12 | 66.67 |
| | 2 | 7 | Tjokrodirijo Enrique | L | 11 | 0 | 6 | 17 | 64.71 |
| | 3 | 10 | Lesperans Jason | OP | 8 | 1 | 4 | 13 | 53.85 |
| | - | 1 | Tjokrodirijo Jordy | S | 0 | 0 | 0 | 0 | |
| | - | 2 | Alimoenadi Jamal | OP | 0 | 0 | 0 | 0 | |
| | - | 3 | Kromopawiro Quincy | WS | 0 | 0 | 0 | 0 | |
| | - | 4 | Kasanpawiro Rivaldo | MB | 0 | 0 | 0 | 0 | |
| | - | 5 | Phalai Shiven | MB | 0 | 0 | 0 | 0 | |
| | - | 6 | Klein Shawn | S | 0 | 0 | 0 | 0 | |
| - | 8 | Wijngaarde Jonovan | WS | 0 | 0 | 0 | 0 | | |
| - | 9 | Dauids Arshad | MB | 0 | 0 | 0 | 0 | | |
| Total Team | | | | | 27 | 1 | 14 | 42 | 61.90 |







2019 CAZOVA U19 Boys Championships


[P-3] Match players ranking



TTO • Trinidad and Tobago

|  Spike Limit: 15.00% | Rk | No | Name | Pos. | Spikes | Faults | Shots | Total Attempts | Succ. % | |
|---|-------------------|----|-------------------|------|--------|--------|-------|----------------|---------|-------|
| | 1 | 11 | Williams Nicholas | WS | 6 | 2 | 13 | 21 | 28.57 | |
| | 2 | 3 | Best Elijah | WS | 2 | 6 | 7 | 15 | 13.33 | |
| | - | 1 | Abhiraj Avinesha | OP | 0 | 0 | 0 | 0 | | |
| | - | 2 | Ayoung Nkosi | WS | 0 | 0 | 0 | 0 | | |
| | - | 4 | Daly Daniel | MB | 2 | 1 | 3 | 6 | | |
| | - | 5 | Dattoo Aamir | S | 0 | 0 | 0 | 0 | | |
| | - | 6 | Geelal Tishan | MB | 0 | 0 | 2 | 2 | | |
| | - | 7 | Ghouralal Julius | WS | 4 | 1 | 3 | 8 | | |
| | - | 8 | Marajh Ruchi | S | 0 | 3 | 0 | 3 | | |
| | - | 10 | Sanoir Jedaiah | WS | 0 | 0 | 0 | 0 | | |
| | - | 12 | Gonzales Jasanie | L | 0 | 0 | 0 | 0 | | |
| | - | 13 | Roberts Kevin | OP | 1 | 0 | 3 | 4 | | |
| | Total Team | | | | | 15 | 13 | 31 | 59 | 25.42 |

|  Block | Rk | No | Name | Pos. | Kill Blocks | Faults | Rebounds | Total Attempts | Avg. by set | |
|--|-------------------|----|-------------------|------|-------------|--------|----------|----------------|-------------|------|
| | 1 | 3 | Best Elijah | WS | 1 | 0 | 2 | 3 | 0.33 | |
| | - | 1 | Abhiraj Avinesha | OP | 0 | 1 | 2 | 3 | | |
| | - | 2 | Ayoung Nkosi | WS | 0 | 0 | 0 | 0 | | |
| | - | 4 | Daly Daniel | MB | 0 | 3 | 4 | 7 | | |
| | - | 5 | Dattoo Aamir | S | 0 | 0 | 0 | 0 | | |
| | - | 6 | Geelal Tishan | MB | 0 | 1 | 2 | 3 | | |
| | - | 7 | Ghouralal Julius | WS | 0 | 0 | 0 | 0 | | |
| | - | 8 | Marajh Ruchi | S | 0 | 1 | 2 | 3 | | |
| | - | 10 | Sanoir Jedaiah | WS | 0 | 0 | 0 | 0 | | |
| | - | 11 | Williams Nicholas | WS | 0 | 2 | 1 | 3 | | |
| | - | 12 | Gonzales Jasanie | L | 0 | 0 | 0 | 0 | | |
| | - | 13 | Roberts Kevin | OP | 0 | 3 | 1 | 4 | | |
| | Total Team | | | | | 1 | 11 | 14 | 26 | 0.33 |

|  Serve | Rk | No | Name | Pos. | Aces | Faults | Serve Hits | Total Attempts | Avg. by set | |
|--|-------------------|----|-------------------|------|------|--------|------------|----------------|-------------|------|
| | 1 | 3 | Best Elijah | WS | 1 | 2 | 4 | 7 | 0.33 | |
| | - | 1 | Abhiraj Avinesha | OP | 0 | 0 | 3 | 3 | | |
| | - | 2 | Ayoung Nkosi | WS | 0 | 0 | 0 | 0 | | |
| | - | 4 | Daly Daniel | MB | 0 | 0 | 6 | 6 | | |
| | - | 5 | Dattoo Aamir | S | 0 | 1 | 2 | 3 | | |
| | - | 6 | Geelal Tishan | MB | 0 | 1 | 8 | 9 | | |
| | - | 7 | Ghouralal Julius | WS | 0 | 0 | 2 | 2 | | |
| | - | 8 | Marajh Ruchi | S | 0 | 2 | 6 | 8 | | |
| | - | 10 | Sanoir Jedaiah | WS | 0 | 0 | 0 | 0 | | |
| | - | 11 | Williams Nicholas | WS | 0 | 2 | 7 | 9 | | |
| | - | 12 | Gonzales Jasanie | L | 0 | 0 | 0 | 0 | | |
| | - | 13 | Roberts Kevin | OP | 0 | 1 | 3 | 4 | | |
| | Total Team | | | | | 1 | 9 | 41 | 51 | 0.33 |

| Team | Total Team | 32 | 9 | 41 |
|------|------------|----|---|----|
| | | | | |








2019 CAZOVA U19 Boys Championships

[P-3] Match players ranking



|  Dig | Rk | No | Name | Pos. | Digs | Faults | Receptions | Total Attempts | Avg. by set |
|---|----|------------------|-------------------|------|------|--------|------------|----------------|-------------|
| | 1 | 11 | Williams Nicholas | WS | 5 | 4 | 6 | 15 | 1.67 |
| 2 | 3 | Best Elijah | WS | 3 | 4 | 3 | 10 | 1.00 | |
| | 8 | Marajh Ruchi | S | 3 | 4 | 13 | 20 | 1.00 | |
| | 13 | Roberts Kevin | OP | 3 | 1 | 2 | 6 | 1.00 | |
| 5 | 1 | Abhiraj Avinesha | OP | 2 | 0 | 1 | 3 | 0.67 | |
| | 6 | Geelal Tishan | MB | 2 | 1 | 4 | 7 | 0.67 | |
| | 7 | Ghouralal Julius | WS | 2 | 1 | 0 | 3 | 0.67 | |
| | 12 | Gonzales Jasanie | L | 2 | 2 | 4 | 8 | 0.67 | |
| 9 | 5 | Dattoo Aamir | S | 1 | 2 | 2 | 5 | 0.33 | |
| - | 2 | Ayoung Nkosi | WS | 0 | 0 | 0 | 0 | | |
| - | 4 | Daly Daniel | MB | 0 | 1 | 0 | 1 | | |
| - | 10 | Sanoir Jedaiah | WS | 0 | 0 | 0 | 0 | | |
| Total Team | | | | | 23 | 20 | 35 | 78 | 7.67 |

|  Set | Rk | No | Name | Pos. | Running Sets | Faults | Still Sets | Total Attempts | Avg. by set |
|---|----|-------------------|--------------|------|--------------|--------|------------|----------------|-------------|
| | 1 | 8 | Marajh Ruchi | S | 29 | 4 | 20 | 53 | 9.67 |
| - | 1 | Abhiraj Avinesha | OP | 0 | 0 | 0 | 0 | | |
| - | 2 | Ayoung Nkosi | WS | 0 | 0 | 0 | 0 | | |
| - | 3 | Best Elijah | WS | 0 | 1 | 0 | 1 | | |
| - | 4 | Daly Daniel | MB | 0 | 0 | 0 | 0 | | |
| - | 5 | Dattoo Aamir | S | 0 | 0 | 0 | 0 | | |
| - | 6 | Geelal Tishan | MB | 0 | 0 | 1 | 1 | | |
| - | 7 | Ghouralal Julius | WS | 0 | 0 | 1 | 1 | | |
| - | 10 | Sanoir Jedaiah | WS | 0 | 0 | 0 | 0 | | |
| - | 11 | Williams Nicholas | WS | 0 | 0 | 1 | 1 | | |
| - | 12 | Gonzales Jasanie | L | 0 | 1 | 1 | 2 | | |
| - | 13 | Roberts Kevin | OP | 0 | 0 | 0 | 0 | | |
| Total Team | | | | | 29 | 6 | 24 | 59 | 9.67 |

|  Reception Limit: 20.00% | Rk | No | Name | Pos. | Running Sets | Faults | Still Sets | Total Attempts | Eff. % |
|--|----|------------------|-------------------|------|--------------|--------|------------|----------------|--------|
| | 1 | 11 | Williams Nicholas | WS | 18 | 4 | 8 | 30 | 46.67 |
| - | 1 | Abhiraj Avinesha | OP | 1 | 0 | 1 | 2 | | |
| - | 2 | Ayoung Nkosi | WS | 0 | 0 | 0 | 0 | | |
| - | 3 | Best Elijah | WS | 5 | 2 | 0 | 7 | | |
| - | 4 | Daly Daniel | MB | 0 | 0 | 0 | 0 | | |
| - | 5 | Dattoo Aamir | S | 1 | 0 | 0 | 1 | | |
| - | 6 | Geelal Tishan | MB | 0 | 0 | 0 | 0 | | |
| - | 7 | Ghouralal Julius | WS | 0 | 0 | 2 | 2 | | |
| - | 8 | Marajh Ruchi | S | 0 | 0 | 0 | 0 | | |
| - | 10 | Sanoir Jedaiah | WS | 0 | 0 | 1 | 1 | | |
| - | 12 | Gonzales Jasanie | L | 6 | 1 | 2 | 9 | | |
| - | 13 | Roberts Kevin | OP | 2 | 0 | 3 | 5 | | |
| Total Team | | | | | 33 | 7 | 17 | 57 | 45.61 |

