U21 WOMEN PAN AMERICAN CUP

JUNE 5-13-2022

BAJA CALIFORNIA SUR, MEXICO

NORCECA Volleyball Confederation

FMVB Federación Mexicana de Voleibol

molten For the real game

MIZUNO

SPORT COURT

FIVB Fédération Internationale de Volleyball

BULLETIN 7

June 12nd, 2022

U21 WOMEN PAN AMERICAN CUP
JUNE 5-13-2022
BAJA CALIFORNIA SUR, MEXICO

FINAL RANKING

NORCECA Volleyball Confederation · FMVB · SPORT COURT · MIZUNO · molten For the real game · FIVB



1ST USA	6ST PUR
2ND ARG	7ST CAN
3TH MEX	8TH DOM
4TH CHI	9TH CRC
5TH CUB	10TH HON

U21 WOMEN PAN AMERICAN CUP
JUNE 5-13-2022
BAJA CALIFORNIA SUR, MEXICO

INDIVIDUAL AWARDS

MVP

#15 Beason Merritt
USA

BEST SPIKER

#3 Chicoine Chloe
USA

2ND BEST SPIKER

#15 Saris Madyson
Canada

BEST BLOCKER

#13 Garcia Avril
Argentina

2ND BEST BLOCKER

#12 Baez Marcelle
Puerto Rico

BEST RECEIVER

#6 Simental Cassandra
Mexico



BEST SERVER

#15 Saris Madyson
Canada

BEST DIGGER

#6 Simental Cassandra
Mexico



BEST SETTER

#12 Perez Regina
Mexico

BEST LIBERO

#6 Simental Cassandra
Mexico



BEST SCORER

#9 Valuet Valentina
Argentina

BEST OPPOSITE

#9 Valuet Valentina
Argentina

2022 Women U21 Pan American Cup

P-4 Collated results & ranking

Results as of 12 June 2022

MATCHES RESULTS

Pool A

No	Date	Teams			Set	Result per set (points) 1	2	3	4	5	Total Points	Duration	Spectators
1	07-Jun-2022	DOM	-	PUR	2-3	23-25	29-27	22-25	26-24	14-16	114-117	2:29	300
5	08-Jun-2022	CUB	-	PUR	3-1	23-25	25-16	29-27	25-22		102-90	2:09	150
10	09-Jun-2022	DOM	-	CUB	0-3	23-25	17-25	17-25			57-75	1:21	300

Pool B

No	Date	Teams			Set	Result per set (points) 1	2	3	4	5	Total Points	Duration	Spectators
4	07-Jun-2022	MEX	-	HON	3-0	25-7	25-18	25-6			75-31	1:05	500
8	08-Jun-2022	MEX	-	CHI	3-0	25-17	25-12	25-20			75-49	1:25	1000
11	09-Jun-2022	CHI	-	HON	3-0	25-13	25-18	25-7			75-38	1:10	500

Pool C

No	Date	Teams			Set	Result per set (points) 1	2	3	4	5	Total Points	Duration	Spectators
2	07-Jun-2022	ARG	-	CAN	3-0	25-17	25-8	25-22			75-47	1:16	200
3	07-Jun-2022	USA	-	CRC	3-0	25-8	25-4	25-8			75-20	1:05	1200
6	08-Jun-2022	ARG	-	CRC	3-0	25-12	25-12	25-11			75-35	1:12	200
7	08-Jun-2022	USA	-	CAN	3-0	25-17	25-19	25-22			75-58	1:25	500
9	09-Jun-2022	CRC	-	CAN	0-3	16-25	18-25	11-25			45-75	1:17	100
12	09-Jun-2022	ARG	-	USA	1-3	16-25	21-25	25-22	25-27		87-99	2:12	1200

Classification 7-10

No	Date	Teams			Set	Result per set (points) 1	2	3	4	5	Total Points	Duration	Spectators
13	10-Jun-2022	DOM	-	CRC	3-0	25-11	25-15	25-18			75-44	1:20	150
14	10-Jun-2022	CAN	-	HON	3-0	25-17	25-15	25-9			75-41	1:08	100

Quarterfinals

No	Date	Teams			Set	Result per set (points) 1	2	3	4	5	Total Points	Duration	Spectators
15	10-Jun-2022	ARG	-	PUR	3-0	25-20	25-12	25-13			75-45	1:02	600
16	10-Jun-2022	CUB	-	CHI	0-3	24-26	22-25	25-27			71-78	1:30	1200

Final 9-10

No	Date	Teams			Set	Result per set (points) 1	2	3	4	5	Total Points	Duration	Spectators
17	11-Jun-2022	CRC	-	HON	3-0	25-22	25-15	25-17			75-54	1:22	200

Final 7-8

No	Date	Teams			Set	Result per set (points) 1	2	3	4	5	Total Points	Duration	Spectators
18	11-Jun-2022	DOM	-	CAN	0-3	15-25	15-25	22-25			52-75	1:15	350

Semifinals

No	Date	Teams			Set	Result per set (points) 1	2	3	4	5	Total Points	Duration	Spectators
19	11-Jun-2022	MEX	-	ARG	1-3	24-26	25-27	30-28	7-25		86-106	2:09	2000
20	11-Jun-2022	USA	-	CHI	3-0	25-11	25-13	25-9			75-33	1:07	1000

VIS, version 22.5025.1591.1, © 2009-2022 FIVB

2022 Women U21 Pan American Cup

P-4 Collated results & ranking

Results as of 12 June 2022

Final 5-6

No	Date	Teams			Set	Result per set (points) 1	2	3	4	5	Total Points	Duration	Spectators
21	12-Jun-2022	**PUR**	-	**CUB**	**2-3**	25-17	15-25	13-25	25-18	11-15	89-100	2:04	800

Final 3-4

No	Date	Teams			Set	Result per set (points) 1	2	3	4	5	Total Points	Duration	Spectators
22	12-Jun-2022	**MEX**	-	**CHI**	**3-0**	26-24	25-11	25-19			76-54	1:30	1500

Final 1-2

No	Date	Teams			Set	Result per set (points) 1	2	3	4	5	Total Points	Duration	Spectators
23	12-Jun-2022	**ARG**	-	**USA**	**1-3**	20-25	25-21	22-25	14-25		81-96	2:01	2200

TEAM RANKING

Pool A

Rk	Code	Team	Matches W	L	T	Pts	Results details 3-0	3-1	3-2	2-3	1-3	0-3	Sets W	L	Ratio	Points W	L	Ratio
1	CUB	Cuba	**2**	0	2	**9**	1	1	0	0	0	0	6	1	**6.000**	177	147	**1.204**
2	PUR	Puerto Rico	**1**	1	2	**4**	0	0	1	0	1	0	4	5	**0.800**	207	216	**0.958**
3	DOM	Dominican Republic	**0**	2	2	**2**	0	0	0	1	0	1	2	6	**0.333**	171	192	**0.890**

Pool B

Rk	Code	Team	Matches W	L	T	Pts	Results details 3-0	3-1	3-2	2-3	1-3	0-3	Sets W	L	Ratio	Points W	L	Ratio
1	MEX	Mexico	**2**	0	2	**10**	2	0	0	0	0	0	6	0	**MAX**	150	80	**1.875**
2	CHI	Chile	**1**	1	2	**5**	1	0	0	0	0	1	3	3	**1.000**	124	113	**1.097**
3	HON	Honduras	**0**	2	2	**0**	0	0	0	0	0	2	0	6	**0.000**	69	150	**0.460**

Pool C

Rk	Code	Team	Matches W	L	T	Pts	Results details 3-0	3-1	3-2	2-3	1-3	0-3	Sets W	L	Ratio	Points W	L	Ratio
1	USA	USA	**3**	0	3	**14**	2	1	0	0	0	0	9	1	**9.000**	249	165	**1.509**
2	ARG	Argentina	**2**	1	3	**11**	2	0	0	0	1	0	7	3	**2.333**	237	181	**1.309**
3	CAN	Canada	**1**	2	3	**5**	1	0	0	0	0	2	3	6	**0.500**	180	195	**0.923**
4	CRC	Costa Rica	**0**	3	3	**0**	0	0	0	0	0	3	0	9	**0.000**	100	225	**0.444**

2022 Women U21 Pan American Cup

P-2 Match result

Final 5-6 (Places 5 and 6)

Match: 21 **Date:** 12/06/2022 **Spectators:** 800
City: La Paz, Baja California Sur
Hall: Arena La Paz
Match duration: **Start:** 16:00 **End:** 18:04 **Total:** 2:04

Teams	Sets	1	2	3	4	5	Total
PUR	**2**	25	15	13	25	11	89
CUB	**3**	17	25	25	18	15	100
	Duration:	0:21	0:23	0:22	0:31	0:15	1:52

Referees: Carlos Fernando Montivero (ARG) & William Thornburgh (USA)

PUR - Puerto Rico

No	Name	Pos.	Line-up 1	2	3	4	5	Points by set 1	2	3	4	5	T.
2	Cintron	S	■1	■1	■1	□7	□7	1	1	1	1		4
3	Flores (C)	OH	■2	■2	■2	■1	■1	3	6	3	5	4	21
5	Rodriguez	OH											
7	Machin	OP	□2	□2	■4	■3	■3	1	1	3	2		7
8	Martell	OP	■4	■4	□2	□16	□16				1		1
10	Santiago	MB											
11	Garcia (L)	L	L	L	L	L	L						
12	Baez	MB	■6	■6	■6	■5	■5	4	2	1	2	1	10
15	Lopez	OH	■5	■5	■5	■4	■4	7	2	2	6	3	20
16	Rivera	S	□8	□8	□7	■6	■6	1			1		2
19	Garcia	OH		□15	□20	□20	□20						
20	Perez	MB	■3	■3	■3	■2	■2	1				1	2

Coach: Jose Rivera Guinand
Assistant: Santiago Pastrana Wilberto

CUB - Cuba

No	Name	Pos.	Line-up 1	2	3	4	5	Points by set 1	2	3	4	5	T.
1	Hernandez	S	■1	■1	■1	■1	■1		1	1			2
3	Garcia	OH											
6	De la Peña	OP	■4	■4	■4	■4	■4	3	3	3	4		13
8	Kindelan	MB	■6	■6	■6	■6	■6	2	1	1			4
12	Grafort	MB	■3	■3	■3	■3	■3	1	3	2	4	4	14
14	Tarin	OH	■5	■5	■5	■5	■2	3	3	3	3	3	15
15	Paret	MB											
16	Leyva (C)	OH	■2		■2								
17	Reyes	MB											
19	James	OH	□16	■2	□16	■2	■5	2	9	7	4	4	26
22	Ruiz (L)	L	L	L	L	L	L						
23	Mia	S											

Coach: Rogelio Andres Goytizolo Bravo
Assistant: Robinson Pupo Wilfredo

TEAMS AND PLAYERS PERFORMANCES

Scoring Skills	Won Points	Total Atts	No	Name
Attack	**56**	**156**		**Total Team**
	20	53	3	Flores
	16	43	15	Lopez
	7	15	7	Machin
Block	**7**	**53**		**Total Team**
	4	15	12	Baez
	1	2	3	Flores
	1	10	8	Martell
Serve	**4**	**90**		**Total Team**
	3	18	15	Lopez
	1	9	16	Rivera
	0	5	2	Cintron
Opp. error	**22**			**Total Team**
Total	**89**	**299**		**Total Team**

Scoring Skills	Won Points	Total Atts	No	Name
Attack	**60**	**142**		**Total Team**
	22	45	19	James
	14	37	14	Tarin
	11	24	6	De la Peña
Block	**8**	**52**		**Total Team**
	3	11	12	Grafort
	2	6	19	James
	1	9	1	Hernandez
Serve	**6**	**97**		**Total Team**
	2	16	19	James
	1	19	1	Hernandez
	1	15	6	De la Peña
Opp. error	**26**			**Total Team**
Total	**100**	**291**		**Total Team**

Best scorers	Won Points	Total Atts	No	Name
	21	65	3	Flores
	20	65	15	Lopez
	10	54	12	Baez

Best scorers	Won Points	Total Atts	No	Name
	26	67	19	James
	15	57	14	Tarin
	14	42	12	Grafort

■ Starting line-up with position Atts = Attempts (C) = Captain MB = Middle blocker S = Setter
□ Substitute with shirt number Opp. = Opponent (L) / L = Libero OP = Opposite OH = Outside Hitter

molten For the real game
molten For the real game

2022 Women U21 Pan American Cup

P-2 Match result

Final 3-4 (Places 3 and 4)

Match: 22 **Date:** 12/06/2022 **Spectators:** 1,500
City: La Paz, Baja California Sur
Hall: Arena La Paz
Match duration: **Start:** 18:39 **End:** 20:09 **Total:** 1:30

Teams	Sets	1	2	3	4	5	Total
MEX	**3**	26	25	25			76
CHI	**0**	24	11	19			54
Duration:		0:32	0:23	0:29			1:24

Referees: Jose A. Guzman Rodriguez (PUR) & José Pardo Peña (CUB)

MEX - Mexico

No	Name	Pos.	Line-up 1	2	3	4	5	Points by set 1	2	3	4	5	T.
1	Salinas	S	□9		□9								
2	Topete (C)	OH	■3	■2	■3			9	8	6			23
3	Cantu	MB	■4	■3	■4				3	1			4
4	Cruz	MB	■1	■6	■1			2	4	5			11
6	Simental (L)	L	L	L	L								
7	Oregel	MB											
8	Goris	OH	■6	■5	■6			5	1	2			8
9	Ramirez	OP	■5	■4	■5			2	4	3			9
12	Perez	S	■2	■1	■2					2			2
13	Ung G.	OH											
15	Herrera	OH	□3		□4			1					1
17	Maldonado	OP	□12		□12			1		1			2

Coach: LUIS ALBERTO LEON LOPEZ
Assistant: RUBIO GUERRERO JESUS ARMANDO

CHI - Chile

No	Name	Pos.	Line-up 1	2	3	4	5	Points by set 1	2	3	4	5	T.
1	Vasquez	OP	□9		□14					1			1
2	Giglio	OH	■2	□7	■1			1		1			2
3	Hernandez	S			□15								
4	Del Campo (L)	L	L	L	L								
5	Castillo	MB	■3	■3	■2			3		5			8
7	Aylwin	OH	■5	■5	■4			6	1	1			8
9	Canedo	MB	■6	■6					1				1
10	Maureira	OH	□2	■2	□11			1	2				3
11	Aniegbuna	MB			■5					2			2
12	Erskine (C)	OH											
14	Lopez	S	■1	■1	■6			1					1
15	Schwartzman	OP	■4	■4	■3			8	3	4			15

Coach: Eduardo Guillaume
Assistant: Puntarelli Jorge

TEAMS AND PLAYERS PERFORMANCES

Won Points	Total Atts	No	Name	Scoring Skills	Won Points	Total Atts	No	Name
44	**116**	**Total Team**		**Attack**	**33**	**110**	**Total Team**	
19	45	2	Topete		13	36	15	Schwartzman
7	16	4	Cruz		7	26	7	Aylwin
7	32	8	Goris		5	11	5	Castillo
6	**38**	**Total Team**		**Block**	**6**	**38**	**Total Team**	
2	13	4	Cruz		3	15	5	Castillo
1	6	2	Topete		2	6	15	Schwartzman
1	14	3	Cantu		1	5	9	Canedo
10	**74**	**Total Team**		**Serve**	**2**	**56**	**Total Team**	
3	15	2	Topete		1	8	7	Aylwin
3	9	9	Ramirez		1	11	14	Lopez
2	10	4	Cruz		0	1	1	Vasquez
16		**Total Team**		**Opp. error**	**13**		**Total Team**	
76	**228**	**Total Team**		**Total**	**54**	**204**	**Total Team**	
23	66	2	Topete	**Best scorers**	15	48	15	Schwartzman
11	39	4	Cruz		8	37	5	Castillo
9	20	9	Ramirez		8	36	7	Aylwin

■ Starting line-up with position Atts = Attempts (C) = Captain MB = Middle blocker S = Setter
□ Substitute with shirt number Opp. = Opponent (L) / L = Libero OP = Opposite OH = Outside Hitter

SPORT COURT molten For the real game SPORT COURT molten For the real game

2022 Women U21 Pan American Cup

P-2 Match result

Final 1-2 (Places 1 and 2)

Match: 23 **Date:** 12/06/2022 **Spectators:** 2,200
City: La Paz, Baja California Sur
Hall: Arena La Paz
Match duration: **Start:** 20:44 **End:** 22:45 **Total:**2:01

Teams	Sets	1	2	3	4	5	Total
ARG	**1**	20	25	22	14		81
USA	**3**	25	21	25	25		96
	Duration:	0:28	0:30	0:29	0:25		1:52

Referees: Tatiana Villalobos Vargas (CRC) & Jose Alejandro Muñoz Hernandez (CHI)

ARG - Argentina

No	Name	Pos.	Line-up 1	2	3	4	5	Points by set 1	2	3	4	5	T.
1	Perez	OH											
3	Bednarek	MB											
6	Aruga	S	9		9	10		1					1
7	Perez Sain	OP	10		10	9		1		2			3
9	Vaulet	OP	4	5	4	5		1	6	6			13
10	Giardini	S	1	2	1	2		1	1	2			4
12	Margaria	OH	2	3	2	3		5	5	2	5		17
13	Garcia	MB	3	4	3	4		2	1	1	1		5
16	Llanos	OH	5	6	5	6		2	2	4			8
18	Ossvald	MB	6	1	6	1		1	1		3		5
19	Marquez	OH	16	16	16	16		1			3		4
20	Caballero (C) (L)	L	L	L	L	L							

Coach: MARCELO FABIAN SILVA
Assistant: VERON NESTOR ARIEL

USA - USA

No	Name	Pos.	Line-up 1	2	3	4	5	Points by set 1	2	3	4	5	T.
1	Rodriguez (C) (L)	L	L	L	L	L							
3	Chicoine	OH	2	2	2	2		4	1	2			7
4	Fairbanks	S	1	1	1	1							
6	Rubin	OH	9	18	7	7				1			1
7	Wucherer	OH		9	5	5			4	3			7
8	Colvin	MB											
9	Sis	OH	5	5				2					2
11	Stucky	S	15	4	15	15			2		1		3
15	Beason	OP	4	4	4	4		6	3	4	4		17
16	Allick	MB	3	3	3	3		3	2	4	5		14
18	Kelley	MB	6	6	6	6		2	2	3	3		10
19	Kahahawai	OH	4		4	4		1		2	2		5

Coach: Daniel Fisher
Assistant: Newman-Gonchar Jonathan

TEAMS AND PLAYERS PERFORMANCES

Scoring Skills	Won Points	Total Atts	No	Name
Attack	**53**	**141**		**Total Team**
	14	45	15	Beason
	12	16	16	Allick
	8	21	18	Kelley
Block	**9**	**71**		**Total Team**
	3	15	15	Beason
	2	24	16	Allick
	1	7	7	Wucherer
Serve	**4**	**95**		**Total Team**
	2	9	11	Stucky
	1	20	3	Chicoine
	1	15	18	Kelley
Opp. error	**30**			**Total Team**
Total	**96**	**307**		**Total Team**
Best scorers	17	71	15	Beason
	14	57	16	Allick
	10	50	18	Kelley

Won Points	Total Atts	No	Name
42	**138**		**Total Team**
16	60	12	Margaria
11	32	9	Vaulet
6	16	16	Llanos
12	**53**		**Total Team**
4	19	13	Garcia
4	18	18	Ossvald
1	4	9	Vaulet
6	**82**		**Total Team**
3	18	10	Giardini
1	4	6	Aruga
1	10	9	Vaulet
21			**Total Team**
81	**273**		**Total Team**
17	80	12	Margaria
13	46	9	Vaulet
8	30	16	Llanos

■ Starting line-up with position Atts = Attempts (C) = Captain MB = Middle blocker S = Setter
☐ Substitute with shirt number Opp. = Opponent (L) / L = Libero OP = Opposite OH = Outside Hitter

SPORT COURT molten For the real game SPORT COURT molten For the real game

2022 Women U21 Pan American Cup

P-5 Players ranking by skills

All matches

Best Scorers

Rk	No	Name	Pos.	Team	Attack	Block	Serve	Total
1	9	Vaulet Valentina	OP	ARG	68	2	13	83
2	12	Margaria Milena	OH	ARG	60	6	7	73
	2	Topete Pardo Aime Margarita	OH	MEX	60	2	11	73
4	15	Lopez Villanueva Grace Mar	OH	PUR	57	5	9	71
5	15	Beason Merritt	OP	USA	56	9	3	68
6	15	Saris Madyson	OH	CAN	47	4	15	66
7	12	Grafort Maren Lisania	MB	CUB	41	12	10	63
8	13	Garcia Avril	MB	ARG	33	20	8	61
9	7	Aylwin Debarca Dominga	OH	CHI	42	3	9	54
10	14	Tarin Alarcon Claudia Basilia	OH	CUB	45	5	3	53
11	3	Flores Valeria	OH	PUR	47	4	1	52
12	16	Llanos Keila	OH	ARG	40	5	3	48
	6	De La Peña Gonzalez Yalain Regla	OP	CUB	40	4	4	48
14	9	Ramirez Katherine Alexa	OP	MEX	40	2	5	47
15	18	Kelley Breanna	MB	USA	29	11	6	46
16	4	Bush Emoni	OH	CAN	34	4	7	45
17	8	Rodriguez Esquivel Angelica	OP	CRC	36	6	2	44
	3	Chicoine Chloe	OH	USA	39	0	5	44
19	15	Schwartzman Hechenleitner Petra	OP	CHI	36	5	2	43
20	13	Rodriguez Fung Ariana	S	DOM	29	8	5	42
21	10	Sundara Sullie	OH	CAN	29	2	8	39
22	4	Cruz Solar Maria Ximena	MB	MEX	22	7	8	37
	8	Goris Garcia Alexandra	OH	MEX	34	0	3	37
	9	Sis Norah	OH	USA	30	4	3	37
25	14	Perez Martinez Marcelly	OH	DOM	29	1	4	34
26	12	Baez Carlo Marcelle	MB	PUR	15	15	2	32
27	16	Castillo Leyva Thainalien	OH	CUB	24	2	5	31
	19	James Marin Hhitney	OH	CUB	27	2	2	31
	25	Terrero Contreras Florangel Shaylin	MB	DOM	26	4	1	31
30	18	Ossvald Josefina	MB	ARG	14	12	4	30
31	5	Castillo Labra Isidora	MB	CHI	18	8	3	29
32	7	Mata Mata Nicole	OH	CRC	23	1	4	28
	19	Margaritha Gonzalez Alanae Mireybys	MB	DOM	15	7	6	28
34	2	Giglio Bataller Florencia	OH	CHI	25	0	2	27
	16	Allick Rebekah	MB	USA	15	10	2	27
36	7	Perez Sain Constanza	OP	ARG	20	1	3	24
37	16	Pollock Jenna	MB	CAN	11	6	6	23
	8	Martell Santiago Paola	OP	PUR	16	5	2	23
	7	Wucherer Mckenna	OH	USA	16	2	5	23
40	10	Giardini Juana	S	ARG	3	4	15	22
	17	Aceituno Aguilera Andrea	OH	HON	20	0	2	22
42	7	Duran Membreño Dazly	OP	HON	15	2	4	21
	19	Kahahawai Devin	OH	USA	16	5	0	21
44	8	Kindelan Iznaga Yensy De La Caridad	MB	CUB	9	10	1	20
	12	Oyuela Funes Genesis	OH	HON	18	0	2	20
46	13	Melnick Grace	MB	CAN	12	2	5	19
	3	Cantu Cannobio Sara Paulina	MB	MEX	12	5	2	19
48	18	Ebert Ava	MB	CAN	7	7	3	17
	7	Machin Borges Gabriela	OP	PUR	15	1	1	17
50	11	Wahlgren Viktoria	S	CAN	5	2	9	16
Total tournament					1,640	316	329	2,285

molten For the real game
molten For the real game

Best Attackers

Limit: 15.00%

Rk	No	Name	Pos.	Team	Attacks	Faults	Shots	Total Attempts	Succ. %
1	12	Grafort Maren Lisania	MB	CUB	41	11	19	71	57.75
2	15	Beason Merritt	OP	USA	56	18	33	107	52.34
3	9	Ramirez Katherine Alexa	OP	MEX	40	12	33	85	47.06
4	9	Vaulet Valentina	OP	ARG	68	34	49	151	45.03
5	3	Chicoine Chloe	OH	USA	39	13	35	87	44.83
6	15	Saris Madyson	OH	CAN	47	26	32	105	44.76
7	10	Sundara Sullie	OH	CAN	29	16	23	68	42.65
8	2	Topete Pardo Aime Margarita	OH	MEX	60	14	68	142	42.25
9	6	De La Peña Gonzalez Yalain Regla	OP	CUB	40	14	45	99	40.40
10	8	Rodriguez Esquivel Angelica	OP	CRC	36	16	40	92	39.13
Total tournament					1,640	666	2,064	4,370	37.53

Best Blockers

Rk	No	Name	Pos.	Team	Kill Blocks	Faults	Rebounds	Total Attempts	Avg. by set
1	13	Garcia Avril	MB	ARG	20	24	39	83	1.00
2	12	Baez Carlo Marcelle	MB	PUR	15	19	17	51	0.88
3	12	Grafort Maren Lisania	MB	CUB	12	15	21	48	0.80
4	18	Kelley Breanna	MB	USA	11	13	31	55	0.69
5	8	Kindelan Iznaga Yensy De La Caridad	MB	CUB	10	21	26	57	0.67
6	16	Allick Rebekah	MB	USA	10	18	43	71	0.63
7	18	Ossvald Josefina	MB	ARG	12	21	34	67	0.60
8	15	Siliezar Castro Shantte	MB	HON	7	11	16	34	0.58
9	13	Rodriguez Fung Ariana	S	DOM	8	10	5	23	0.57
	20	Martinez De Jesus Vallery	MB	DOM	8	6	7	21	0.57
Total tournament					316	594	737	1,647	2.08

Best Servers

Rk	No	Name	Pos.	Team	Aces	Faults	Serve Hits	Total Attempts	Avg. by set
1	15	Saris Madyson	OH	CAN	15	14	29	58	1.00
2	2	Topete Pardo Aime Margarita	OH	MEX	11	3	52	66	0.85
3	10	Giardini Juana	S	ARG	15	4	57	76	0.75
4	12	Grafort Maren Lisania	MB	CUB	10	9	38	57	0.67
5	9	Vaulet Valentina	OP	ARG	13	11	29	53	0.65
6	4	Cruz Solar Maria Ximena	MB	MEX	8	5	27	40	0.62
7	11	Wahlgren Viktoria	S	CAN	9	14	30	53	0.60
	7	Aylwin Debarca Dominga	OH	CHI	9	8	26	43	0.60
9	10	Sundara Sullie	OH	CAN	8	13	18	39	0.53
10	15	Lopez Villanueva Grace Mar	OH	PUR	9	12	39	60	0.53
Total tournament					329	432	2,415	3,176	2.16

SPORT COURT molten For the real game SPORT COURT molten For the real game

Best Diggers

Rk	No	Name	Pos.	Team	Digs	Faults	Receptions	Total Attempts	Avg. by set
1	6	Simental Soto Cassandra Carolina	L	MEX	95	9	1	105	7.31
2	2	De La Rosa Jose Linibel	L	DOM	90	16	3	109	6.43
3	20	Caballero Victoria	L	ARG	119	29	5	153	5.95
4	11	Garcia Nunez Yomarielis	L	PUR	87	10	1	98	5.12
5	2	Topete Pardo Aime Margarita	OH	MEX	66	8	1	75	5.08
6	22	Ruiz Pis Yamilena	L	CUB	76	13	1	90	5.07
7	1	Rodriguez Alexis	L	USA	75	6	0	81	4.69
8	4	Del Campo Rozas Rafaela	L	CHI	67	21	3	91	4.47
9	3	Flores Valeria	OH	PUR	62	14	4	80	3.65
10	1	Hernandez Pineda Alessandra	L	HON	40	14	5	59	3.33
Total tournament					2,372	476	105	2,953	15.61

Best Setters

Rk	No	Name	Pos.	Team	Running Sets	Faults	Still Sets	Total Attempts	Avg. by set
1	12	Perez Cisneros Regina Gabriela	S	MEX	94	2	247	343	7.23
2	4	Fairbanks Rachel	S	USA	95	1	158	254	5.94
3	1	Hernandez Rojas Lisbeysis Ines	S	CUB	65	7	363	435	4.33
4	11	Wahlgren Viktoria	S	CAN	57	3	261	321	3.80
5	12	Liberato Gomez Ailyn Miabela	S	DOM	51	4	144	199	3.64
6	14	López Alastuey Beatriz	S	CHI	45	2	324	371	3.00
7	11	Stucky Alexis	S	USA	43	0	85	128	2.69
8	10	Giardini Juana	S	ARG	52	2	296	350	2.60
9	2	Cintron Lugo Andrea Sophia	S	PUR	36	3	310	349	2.12
10	6	Aruga Julieta	S	ARG	41	4	133	178	2.05
Total tournament					677	81	4,225	4,983	4.45

Best Receivers

Limit: 20.00%

Rk	No	Name	Pos.	Team	Excellents	Faults	Serve Receptions	Total Attempts	Eff. %
1	6	Simental Soto Cassandra Carolina	L	MEX	43	5	24	72	52.78
2	20	Caballero Victoria	L	ARG	55	9	42	106	43.40
3	1	Rodriguez Alexis	L	USA	35	6	26	67	43.28
4	14	Tarin Alarcon Claudia Basilia	OH	CUB	41	9	47	97	32.99
5	3	Flores Valeria	OH	PUR	43	10	51	104	31.73
6	16	Castillo Leyva Thainalien	OH	CUB	25	8	24	57	29.82
7	11	Garcia Nunez Yomarielis	L	PUR	45	10	74	129	27.13
8	8	Goris Garcia Alexandra	OH	MEX	21	5	36	62	25.81
9	15	Saris Madyson	OH	CAN	21	6	32	59	25.42
10	12	Margaria Milena	OH	ARG	40	7	87	134	24.63
Total tournament					890	326	1,522	2,738	20.60

Best Liberos

Rk	No	Name	Pos.	Team	Excellents	Faults	In Play	Total Attempts	Avg. by set
1	6	Simental Soto Cassandra Carolina	L	MEX	138	14	25	177	10.62
2	2	De La Rosa Jose Linibel	L	DOM	124	27	59	210	8.86
3	20	Caballero Victoria	L	ARG	174	38	47	259	8.70
4	11	Garcia Nunez Yomarielis	L	PUR	132	20	75	227	7.76
5	1	Rodriguez Alexis	L	USA	110	12	26	148	6.88
6	22	Ruiz Pis Yamilena	L	CUB	102	20	60	182	6.80
7	4	Del Campo Rozas Rafaela	L	CHI	99	37	63	199	6.60
8	6	Boulding Olivia	L	CAN	86	21	69	176	5.73
9	1	Hernandez Pineda Alessandra	L	HON	54	34	38	126	4.50
10	9	Arroyo Orozco Liseth	L	CRC	46	13	36	95	3.07
Total tournament					1,106	266	533	1,905	7.28

2022 Women U21 Pan American Cup

P-6 Teams ranking by skills

All matches

Best Scorers

Rk	Team		Attack	Block	Serve	Total
1	ARG	Argentina	256	61	58	375
2	USA	USA	225	49	41	315
3	CAN	Canada	170	30	62	262
4	CUB	Cuba	188	38	30	256
5	MEX	Mexico	188	19	34	241
6	PUR	Puerto Rico	175	37	22	234
7	CHI	Chile	155	23	26	204
8	DOM	Dominican Republic	135	33	30	198
9	CRC	Costa Rica	103	18	17	138
10	HON	Honduras	67	12	10	89
Total tournament			1,662	320	330	2,312

Best Attackers

Limit: 15.00%

Rk	Team		Attacks	Faults	Shots	Total Attempts	Succ. %
1	USA	USA	225	61	188	474	47.47
2	CAN	Canada	170	71	152	393	43.26
3	CUB	Cuba	188	62	204	454	41.41
4	ARG	Argentina	256	94	280	630	40.63
5	MEX	Mexico	188	51	244	483	38.92
6	DOM	Dominican Republic	135	74	188	397	34.01
7	CHI	Chile	155	62	255	472	32.84
8	CRC	Costa Rica	103	61	158	322	31.99
9	PUR	Puerto Rico	175	102	273	550	31.82
10	HON	Honduras	67	42	157	266	25.19
Total tournament			1,662	680	2,099	4,441	37.42

Best Blockers

Rk	Team		Kill Blocks	Faults	Rebounds	Total Attempts	Avg. by set
1	ARG	Argentina	61	85	120	266	2.90
2	USA	USA	49	70	123	242	2.88
3	CUB	Cuba	38	82	87	207	2.53
4	DOM	Dominican Republic	33	64	58	155	2.36
5	PUR	Puerto Rico	37	70	88	195	2.18
6	CAN	Canada	30	51	43	124	2.00
7	CHI	Chile	23	54	72	149	1.53
8	MEX	Mexico	19	51	89	159	1.46
9	CRC	Costa Rica	18	41	34	93	1.20
10	HON	Honduras	12	35	41	88	1.00
Total tournament			320	603	755	1,678	2.08

SPORT COURT molten For the real game SPORT COURT molten For the real game

Best Servers

Rk	Team		Aces	Faults	Serve Hits	Total Attempts	Avg. by set
1	CAN	Canada	62	72	193	327	4.13
2	ARG	Argentina	58	54	381	493	2.76
3	MEX	Mexico	34	32	242	308	2.62
4	USA	USA	41	43	329	413	2.41
5	DOM	Dominican Republic	30	41	229	300	2.14
6	CUB	Cuba	30	42	274	346	2.00
7	CHI	Chile	26	40	225	291	1.73
8	PUR	Puerto Rico	22	36	285	343	1.29
9	CRC	Costa Rica	17	40	167	224	1.13
10	HON	Honduras	10	33	127	170	0.83
Total tournament			330	433	2,452	3,215	2.14

Best Diggers

Rk	Team		Digs	Faults	Receptions	Total Attempts	Avg. by set
1	MEX	Mexico	293	42	5	340	22.54
2	CHI	Chile	276	64	11	351	18.40
3	CUB	Cuba	266	42	13	321	17.73
4	ARG	Argentina	355	69	22	446	16.90
5	PUR	Puerto Rico	287	57	8	352	16.88
6	DOM	Dominican Republic	223	50	8	281	15.93
7	USA	USA	251	38	7	296	14.76
8	CAN	Canada	169	25	8	202	11.27
9	HON	Honduras	133	41	9	183	11.08
10	CRC	Costa Rica	154	52	16	222	10.27
Total tournament			2,407	480	107	2,994	15.63

Best Setters

Rk	Team		Running Sets	Faults	Still Sets	Total Attempts	Avg. by set
1	MEX	Mexico	120	5	382	507	9.23
2	USA	USA	155	3	329	487	9.12
3	CAN	Canada	73	6	331	410	4.87
4	DOM	Dominican Republic	65	7	403	475	4.64
5	ARG	Argentina	97	10	599	706	4.62
6	CUB	Cuba	66	10	467	543	4.40
7	CHI	Chile	52	4	495	551	3.47
8	PUR	Puerto Rico	43	9	570	622	2.53
9	HON	Honduras	11	7	330	348	0.92
10	CRC	Costa Rica	9	21	379	409	0.60
Total tournament			691	82	4,285	5,058	4.49

Best Receivers

Limit: 20.00%

Rk	Team		Excellents	Faults	Serve Receptions	Total Attempts	Eff. %
1	MEX	Mexico	86	17	108	211	32.70
2	ARG	Argentina	136	22	197	355	32.11
3	USA	USA	98	23	121	242	30.99
4	CUB	Cuba	101	28	150	279	26.16
5	CAN	Canada	92	30	135	257	24.12
6	PUR	Puerto Rico	110	31	196	337	23.44
7	DOM	Dominican Republic	74	28	157	259	17.76
8	CHI	Chile	85	35	167	287	17.42
9	CRC	Costa Rica	73	61	167	301	3.99
10	HON	Honduras	47	52	149	248	-2.02
Total tournament			902	327	1,547	2,776	20.71

Best Liberos

Rk	Team		Excellents	Faults	In Play	Total Attempts	Avg. by set
1	MEX	Mexico	138	14	25	177	10.62
2	DOM	Dominican Republic	124	27	59	210	8.86
3	ARG	Argentina	177	38	51	266	8.43
4	PUR	Puerto Rico	132	20	75	227	7.76
5	USA	USA	122	14	29	165	7.18
6	CUB	Cuba	102	20	60	182	6.80
7	CHI	Chile	99	37	63	199	6.60
8	CAN	Canada	86	21	69	176	5.73
9	HON	Honduras	67	47	47	161	5.58
10	CRC	Costa Rica	74	30	62	166	4.93
Total tournament			1,121	268	540	1,929	7.28

USA claims Gold and Merritt Beason MVP at Women's U21 Pan American Cup

LA PAZ, Baja California, June 12, 2022.- United States claimed the gold medal of the sixth edition of the Women's U21 Pan American Cup over Argentina 3-1 (25-20, 21-25, 25-22, 25-14) and Merrit Beason selected MVP at La Paz Arena in Baja California Sur.

United States finished undefeated with a 5-0 record. This is the second title for the United States in the history of the event, also beating Argentina in the 2017 edition. Argentina ended with a 4-2 record (both losses to USA), winning their third silver medal (2015, 2017).

Mexico downed Chile 3-0 (26-24, 25-11, 25-19) to win the bronze medal. The hosts finished third place with a 3-2 record; this is their second medal in the history of the event, they reached the podium winning gold in 2013.

Opposite hitter Merrit Beason of the U.S. selected the Most Valuable player of the tournament, along with other individual awards: **1st Best Spiker** Chloe Chicoine (USA), **2nd Best Spiker/Server** Madyson Saris (CAN), **1st Best Blocker** Avril Garcia (ARG), **2nd Best Blocker** Marcelle Baez (PUR), **Best Setter** Regina Perez (MEX), **Best Opposite/Scorer** Valentina Vaulet (ARG), **Best Libero/Receiver/Digger** Cassandra Simental (MEX).

Cuba 3, Puerto Rico 2

Cuba finished the Women's U21 Pan American Cup in fifth place beating Puerto Rico 3-2 (17-25, 25-15, 25-13, 18-25, 15-11). Cuba concluded the event with a 3-1 record and Puerto Rico with 1-3 for fifth and sixth position. Cuba also beat Puerto Rico in pool-play but in four sets. The Cuban team prevailed 60-56 in attacks, 8-7 in blocks and 6-4 in serves. Cuba committed 22 unforced errors and Puerto Rico 26. Cuban Outside hitter Hhitney James scored a match-high of 26 points on 22 kills, 2 blocks and 2 aces, followed by outside hitter Claudia Tarin and middle blocker Lisania Grafort with 15 and 14 points respectively. Outside hitter and team captain Valeria Flores led Puerto Rico with 21 points on 20 kills and one block, joined by middle blocker Mileidy Paret with 20 points on 16 kills, one block and 3 aces; and middle blocker Marcelle Baez added 10 points.

Bronze Medal Mexico 3, Chile 0

Mexico downed Chile 3-0 (26-24, 25-11, 25-19) to win the bronze medal. Mexico snatched the first set from Chile, recovering from a four-point deficit 20-24 in a dramatic 26-24 finish and onward to dominate the next two sets. Mexico also beat Chile with a sweep in pool-play. Besides winning bronze, Mexico qualified to the 2023 FIVB World Championship. The hosts finished third place with a 3-2 record; this is their second medal in the history of the event, they reached the podium winning

gold in 2013. Chile in fourth place ends with 2-3 record. Mexico held a 44-33 advantage in attacks and an overwhelming 10-2 margin in serves; both teams scored 6 points from blocks. Mexico limited their errors to 13 and scored on 16 points from Chilean errors. Mexican team captain Aime Topete scored a match-high of 23 points on 19 kills, one block and three aces. The other player with double-figures was opposite hitter Katherine Cruz with 11 points on 7 kills, two points on blocks and two on serves. Opposite hitter Petra Schwarzman led Chile with 15 points on 13 kills and two blocks.

Gold Medal United States 3, Argentina 1

United States claimed the gold medal over Argentina 3-1 (25-20, 21-25, 25-22, 25-14). United States finished undefeated with a 5-0 record. This is the second title for the United States in the history of the event, also beating Argentina in the 2017 edition. United States also qualified to the 2023 FIVB World Championship as one of the two top finishers from NORCECA. Argentina ended with a 4-2 record (both losses to USA), winning their third silver medal (2015, 2017). United States led 53-42 in attacks while Argentina held advantages in blocks (12-9) and points from serves (6-5). United States committed 21 errors and Argentina 30. Opposite hitter Merritt Beason topped the U.S. scorers with 17 points on 14 kills and three blocks, joined by middle blockers Rebekah Allick and Breanna Kelley with 14 and 10 points respectively. Argentina's leading attacker was outside hitter Milena Margaria with 17 points and opposite hitter Valentina Vaulet added 13 points.

EEUU gana Oro y Merritt Beason MVP de la Copa Panamericana U21 Femenina

LA PAZ, Baja California Sur, 12 de junio de 2022.- Estados Unidos ganó la medalla de oro de la sexta edición de la Copa Panamericana U21 Femenina sobre Argentina 3-1 (25-20, 21-25, 25-22, 25-14) y Merritt Beason electa MVP en la Arena La Paz de Baja California Sur.

Estados Unidos terminó invicto con récord 5-0. Este es el segundo título que consigue los Estados Unidos en la historia de la Copa, también derrotando a Argentina en la edición de 2017. Argentina cerró con récord 4-2 (ambas derrotas ante EEUU), ganando su tercera medalla de plata (2015, 2017).

México venció a Chile 3-0 (26-24, 25-11, 25-19) para ganar la medalla de bronce. Las anfitrionas finalizaron en tercer lugar con récord 3-2; esta es su segunda medalla en la historia del evento, también alcanzaron el podio en 2013 ganando la medalla de oro.

La jugadora opuesta Merrit Beason de Estados Unidos fue electa la Jugadora Más Valiosa del torneo, junto a otros premios individuales: **1st Mejor Atacante** Chloe Chicoine (USA), **2nd Mejor Atacante/Servicio** Madyson Saris (CAN), **1st Mejor Bloqueo** Avril Garcia (ARG), **2nd Mejor Bloqueo**

Marcelle Baez (PUR), **Mejor Acomodadora** Regina Perez (MEX), **Mejor Opuesta/Anotadora Valentina** Vaulet (ARG), **Mejor Libero/Receptora/Defensa** Cassandra Simental (MEX).

Cuba 3, Puerto Rico 2

Cuba cerró la Copa Panamericana U21 Femenina en quinto lugar derrotando a Puerto Rico 3-2 (17-25, 25-15, 25-13, 18-25, 15-11). Cuba concluyó el evento con récord 3-1 y Puerto Rico 1-3 para las posiciones cinco y seis respectivamente. Cuba venció a Puerto también en la ronda de grupos, pero en cuatro sets. Las cubanas se impusieron 60-56 en ataques, 97- en bloqueos y 6-4 en servicios. Cuba cometió 22 errores no forzados y Puerto Rico 26. La atacante de esquina Hhitney James de Cuba fue la máxima anotadora del partido con 26 puntos de 22 ataques, 2 bloqueos y 2 aces, seguida por la atacante de esquina Claudia Tarin y central Lisania Grafort con 15 y 14 puntos respectivamente. La atacante de esquina y capitana Valeria Flores encabezó a Puerto Rico con 21 puntos de 20 ataques y un bloqueo, acompañada por la central Mileidy Pare con 20 puntos de 16 ataques, un bloqueo y 3 aces, y la central Marcelle Baez agregó 10 puntos.

Medalla de Bronce México 3, Chile 0

México venció a Chile 3-0 (26-24, 25-11, 25-19) para ganar la medalla de bronce. México le arrebató el primer set a Chile, recuperándose de un déficit de cuatro puntos 20-24 en un dramático cierre de 26-24 y dominando los siguientes dos parciales. México también venció a Chile en sets seguidos en la ronda de grupos. Además de ganar el bronce, México clasificó al Campeonato Mundial 2023 de la FIVB. Las anfitrionas finalizaron en tercer lugar con récord 3-2; esta es su segunda medalla en la historia del evento, también alcanzaron el podio en 2013 ganando la medalla de oro. Chile queda cuarto lugar con récord 2-3. México sostuvo una ventaja de 44-33 en ataques y un amplio margen de 10-2 en servicios; ambos equipos anotaron 6 puntos de bloqueo. México limitó sus errores a 13 y anotaron 16 puntos por errores de Chile. La capitana del equipo mexicano Aime Topete fue la máxima anotadora del partido con 23 puntos a través de 18 ataques, un bloqueo y tres aces. La otra jugadora que anotó dígitos dobles fue la opuesta Katherine Cruz con 11 puntos de 7 ataques, dos puntos de bloqueo y otros dos de servicio. La jugadora opuesta Petra Schwarzman encabezó el ataque de Chile con 15 puntos de 13 ataques y dos bloqueos.

Medalla de Oro Estados Unidos 3, Argentina 1

Estados Unidos ganó la medalla de oro sobre Argentina 3-1 (25-20, 21-25, 25-22, 25-14) en la Arena. Estados Unidos terminó invicto con récord 5-0. Este es el segundo título que consigue los Estados Unidos en la historia de la Copa, también derrotando a Argentina en la edición de 2017. Estados Unidos clasificó al Campeonato Mundial 2023 de la FIVB como uno de los dos finalistas de NORCECA. Argentina cerró con récord 4-2 (ambas derrotas ante EEUU), ganando su tercera medalla de plata (2015, 2017). Estados Unidos encabezó en ataques 53-42 mientras que Argentina sostuvo ventajas

en bloqueos (12-9) y en puntos de servicio (6-5). Estados Unidos cometió 21 errores y Argentina 30. La jugadora opuesta Merritt Beason lideró a EEUU anotando 17 puntos de 14 ataques y tres bloqueos, acompañada por las centrales Rebekah Allick y Breanna Kelley con 14 y 10 puntos respectivamente. La máxima anotadora de Argentina fue la atacante de esquina Milena Margaria con 17 puntos y la jugadora opuesta Valentina Vaulet anotó 13 puntos.