


Match: 14 Date: 07/07/2023 Spectators: 700
City: San Salvador
Hall: Sports Palace Carlos El Famoso Hernández
Match duration: Start: 13:30 End: 14:59 Total: 1:29


| Teams | Sets | 1 | 2 | 3 | 4 | 5 | Total |
|-----------|------|------|------|------|---|---|-------|
| ESA | 0 | 13 | 18 | 14 | | | 45 |
| CRC | 3 | 25 | 25 | 25 | | | 75 |
| Duration: | | 0:21 | 0:29 | 0:28 | | | 1:18 |




ESA • El Salvador

| Attack | | Rk | No | Name | Pos. | Attacks | Faults | Shots | Total Attempts | Succ. % |
|----------------------------------------------------------------------------------|-------------------|----|----|--------------------------------------|------|---------|--------|-------|----------------|---------|
|  | | 1 | 7 | Funes Hernandez Gabriela Mariana | OH | 7 | 6 | 13 | 26 | 26.92 |
| | | 2 | 12 | Flores Lopez Adriana Maria | OH | 2 | 3 | 14 | 19 | 10.53 |
| | | 3 | 8 | Jimenez Hunter Maria Alejandra | OP | 1 | 4 | 8 | 13 | 7.69 |
| | | - | 1 | Sánchez Martínez Daniela Marisol | S | 0 | 1 | 5 | 6 | |
| | | - | 2 | Durán Zelaya Jennifer Geraldine | S | 0 | 0 | 0 | 0 | |
| | | - | 3 | Navarro Gabriela | MB | 0 | 2 | 1 | 3 | |
| | | - | 4 | Rodríguez Pozhidaeva María Anastasia | MB | 1 | 1 | 4 | 6 | |
| | | - | 6 | Menjivar Ramirez Tatiana Beatriz | MB | 0 | 0 | 0 | 0 | |
| | | - | 10 | Chavez Blanco Carmen Patricia | L | 0 | 0 | 0 | 0 | |
| | | - | 15 | López Méndez Daniela Alexandra | OH | 1 | 1 | 9 | 11 | |
| | | - | 20 | Olano Renderos Alisson Michelle | OH | 0 | 0 | 0 | 0 | |
| | | - | 22 | Venegas Guevara Fabiola María | MB | 0 | 1 | 1 | 2 | |
| | Total Team | | | | | | 12 | 19 | 55 | 86 |


Limit: 15.00%


| Block | | Rk | No | Name | Pos. | Kill Blocks | Faults | Rebounds | Total Attempts | Avg. by set |
|-----------------------------------------------------------------------------------|-------------------|----|----|--------------------------------------|------|-------------|--------|----------|----------------|-------------|
|  | | 1 | 1 | Sánchez Martínez Daniela Marisol | S | 1 | 1 | 1 | 3 | 0.33 |
| | | | 4 | Rodríguez Pozhidaeva María Anastasia | MB | 1 | 0 | 1 | 2 | 0.33 |
| | | - | 2 | Durán Zelaya Jennifer Geraldine | S | 0 | 0 | 1 | 1 | |
| | | - | 3 | Navarro Gabriela | MB | 0 | 2 | 1 | 3 | |
| | | - | 6 | Menjivar Ramirez Tatiana Beatriz | MB | 0 | 2 | 2 | 4 | |
| | | - | 7 | Funes Hernandez Gabriela Mariana | OH | 0 | 1 | 0 | 1 | |
| | | - | 8 | Jimenez Hunter Maria Alejandra | OP | 0 | 1 | 2 | 3 | |
| | | - | 10 | Chavez Blanco Carmen Patricia | L | 0 | 0 | 0 | 0 | |
| | | - | 12 | Flores Lopez Adriana Maria | OH | 0 | 0 | 1 | 1 | |
| | | - | 15 | López Méndez Daniela Alexandra | OH | 0 | 0 | 0 | 0 | |
| | | - | 20 | Olano Renderos Alisson Michelle | OH | 0 | 0 | 0 | 0 | |
| | | - | 22 | Venegas Guevara Fabiola María | MB | 0 | 6 | 0 | 6 | |
| | Total Team | | | | | | 2 | 13 | 9 | 24 |

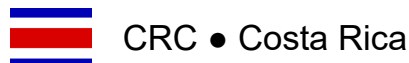
| Serve | | Rk | No | Name | Pos. | Aces | Faults | Serve Hits | Total Attempts | Avg. by set |
|------------------------------------------------------------------------------------|-------------------|----|----|--------------------------------------|------|------|--------|------------|----------------|-------------|
|  | | 1 | 6 | Menjivar Ramirez Tatiana Beatriz | MB | 1 | 2 | 6 | 9 | 0.33 |
| | | | 15 | López Méndez Daniela Alexandra | OH | 1 | 1 | 2 | 4 | 0.33 |
| | | | 22 | Venegas Guevara Fabiola María | MB | 1 | 0 | 9 | 10 | 0.33 |
| | | - | 1 | Sánchez Martínez Daniela Marisol | S | 0 | 1 | 3 | 4 | |
| | | - | 2 | Durán Zelaya Jennifer Geraldine | S | 0 | 0 | 1 | 1 | |
| | | - | 3 | Navarro Gabriela | MB | 0 | 1 | 0 | 1 | |
| | | - | 4 | Rodríguez Pozhidaeva María Anastasia | MB | 0 | 1 | 1 | 2 | |
| | | - | 7 | Funes Hernandez Gabriela Mariana | OH | 0 | 0 | 7 | 7 | |
| | | - | 8 | Jimenez Hunter Maria Alejandra | OP | 0 | 2 | 1 | 3 | |
| | | - | 10 | Chavez Blanco Carmen Patricia | L | 0 | 0 | 0 | 0 | |
| | | - | 12 | Flores Lopez Adriana Maria | OH | 0 | 1 | 4 | 5 | |
| | | - | 20 | Olano Renderos Alisson Michelle | OH | 0 | 0 | 0 | 0 | |
| | Total Team | | | | | | 3 | 9 | 34 | 46 |




| Team | Total Team | 28 | 3 | | 31 | |
|------|------------|----|---|--|----|--|
| | Total Team | 28 | 3 | | 31 | |


|  Dig | Rk | No | Name | Pos. | Digs | Faults | Receptions | Total Attempts | Avg. by set |
|-----------------------------------------------------------------------------------------|------------------|----------------------------------|--------------------------------------|------|------|--------|------------|----------------|-------------|
| | 1 | 10 | Chavez Blanco Carmen Patricia | L | 10 | 2 | 1 | 13 | 3.33 |
| | 2 | 7 | Funes Hernandez Gabriela Mariana | OH | 5 | 0 | 1 | 6 | 1.67 |
| | 8 | Jimenez Hunter Maria Alejandra | OP | 5 | 4 | 1 | 10 | 1.67 | |
| | 4 | 1 | Sánchez Martínez Daniela Marisol | S | 4 | 1 | 1 | 6 | 1.33 |
| | 15 | López Méndez Daniela Alexandra | OH | 4 | 1 | 0 | 5 | 1.33 | |
| | 6 | 22 | Venegas Guevara Fabiola María | MB | 3 | 2 | 1 | 6 | 1.00 |
| | 7 | 4 | Rodríguez Pozhidaeva María Anastasia | MB | 2 | 0 | 2 | 4 | 0.67 |
| | 6 | Menjivar Ramirez Tatiana Beatriz | MB | 2 | 2 | 0 | 4 | 0.67 | |
| | 12 | Flores Lopez Adriana Maria | OH | 2 | 3 | 1 | 6 | 0.67 | |
| 10 | 2 | Durán Zelaya Jennifer Geraldine | S | 1 | 1 | 0 | 2 | 0.33 | |
| 3 | Navarro Gabriela | MB | 1 | 0 | 0 | 1 | 0.33 | | |
| - | 20 | Olano Renderos Alisson Michelle | OH | 0 | 0 | 0 | 0 | | |
| Total Team | | | | | 39 | 16 | 8 | 63 | 13.00 |


|  Set | Rk | No | Name | Pos. | Running Sets | Faults | Still Sets | Total Attempts | Avg. by set |
|-----------------------------------------------------------------------------------------|----|---------------------------------|--------------------------------------|------|--------------|--------|------------|----------------|-------------|
| | 1 | 1 | Sánchez Martínez Daniela Marisol | S | 5 | 4 | 48 | 57 | 1.67 |
| | 2 | 2 | Durán Zelaya Jennifer Geraldine | S | 1 | 0 | 9 | 10 | 0.33 |
| | - | 3 | Navarro Gabriela | MB | 0 | 0 | 0 | 0 | |
| | - | 4 | Rodríguez Pozhidaeva María Anastasia | MB | 0 | 0 | 0 | 0 | |
| | - | 6 | Menjivar Ramirez Tatiana Beatriz | MB | 0 | 0 | 0 | 0 | |
| | - | 7 | Funes Hernandez Gabriela Mariana | OH | 0 | 0 | 0 | 0 | |
| | - | 8 | Jimenez Hunter Maria Alejandra | OP | 0 | 0 | 2 | 2 | |
| | - | 10 | Chavez Blanco Carmen Patricia | L | 0 | 0 | 10 | 10 | |
| | - | 12 | Flores Lopez Adriana Maria | OH | 0 | 0 | 4 | 4 | |
| - | 15 | López Méndez Daniela Alexandra | OH | 0 | 0 | 3 | 3 | | |
| - | 20 | Olano Renderos Alisson Michelle | OH | 0 | 0 | 0 | 0 | | |
| - | 22 | Venegas Guevara Fabiola María | MB | 0 | 0 | 1 | 1 | | |
| Total Team | | | | | 6 | 4 | 77 | 87 | 2.00 |


|  Reception Limit: 20.00% | Rk | No | Name | Pos. | Excellents | Faults | Serve Receptions | Total Attempts | Eff. % |
|----------------------------------------------------------------------------------------------------------------------|----|---------------------------------|--------------------------------------|------|------------|--------|------------------|----------------|--------|
| | 1 | 12 | Flores Lopez Adriana Maria | OH | 10 | 2 | 6 | 18 | 44.44 |
| | 2 | 7 | Funes Hernandez Gabriela Mariana | OH | 7 | 3 | 7 | 17 | 23.53 |
| | 3 | 10 | Chavez Blanco Carmen Patricia | L | 6 | 6 | 5 | 17 | |
| | - | 1 | Sánchez Martínez Daniela Marisol | S | 0 | 0 | 0 | 0 | |
| | - | 2 | Durán Zelaya Jennifer Geraldine | S | 0 | 0 | 0 | 0 | |
| | - | 3 | Navarro Gabriela | MB | 0 | 0 | 0 | 0 | |
| | - | 4 | Rodríguez Pozhidaeva María Anastasia | MB | 0 | 0 | 0 | 0 | |
| | - | 6 | Menjivar Ramirez Tatiana Beatriz | MB | 1 | 0 | 0 | 1 | |
| | - | 8 | Jimenez Hunter Maria Alejandra | OP | 0 | 0 | 1 | 1 | |
| - | 15 | López Méndez Daniela Alexandra | OH | 1 | 0 | 5 | 6 | | |
| - | 20 | Olano Renderos Alisson Michelle | OH | 0 | 0 | 0 | 0 | | |
| - | 22 | Venegas Guevara Fabiola María | MB | 0 | 0 | 0 | 0 | | |
| Total Team | | | | | 25 | 11 | 24 | 60 | 23.33 |



| | | Rk | No | Name | Pos. | Attacks | Faults | Shots | Total Attempts | Succ. % | |
|---------------------------------------------------------------------------------------------------------------------|-----------------------------------------------------------------------------------------------|----|----------------------------------|------|------|---------|-------------|------------|----------------|----------------|-------------|
|  <p>Attack</p> <p>Limit: 15.00%</p> | 1 | 11 | Sayles Marin Tatiana | OP | 9 | 2 | 11 | 22 | 40.91 | | |
| | 2 | 5 | Espinoza Rojas Tamara | OH | 7 | 5 | 8 | 20 | 35.00 | | |
| | 3 | 16 | Castro Marin monica | OH | 3 | 5 | 8 | 16 | 18.75 | | |
| | - | 1 | Carazo Martinez Tannia | OH | 2 | 0 | 2 | 4 | | | |
| | - | 3 | Rojas Lazo Ana Victoria | OP | 1 | 0 | 1 | 2 | | | |
| | - | 6 | Castro Rueda Maria Jose | L | 0 | 0 | 0 | 0 | | | |
| | - | 8 | Araya Urbina Marcela | OH | 0 | 0 | 0 | 0 | | | |
| | - | 12 | Thompson Espinoza Lakysa Nicolle | MB | 3 | 0 | 2 | 5 | | | |
| | - | 13 | Campos Melissa | S | 1 | 0 | 0 | 1 | | | |
| | - | 14 | Fonseca Avila Irene | S | 0 | 0 | 0 | 0 | | | |
| | - | 17 | Alfaro Bolaños Maria Fernanda | MB | 5 | 2 | 4 | 11 | | | |
| | - | 24 | Hernandez Gamboa Joselyn | MB | 1 | 0 | 1 | 2 | | | |
| | Total Team | | | | | | 32 | 14 | 37 | 83 | 38.55 |
| |  <p>Block</p> | | Rk | No | Name | Pos. | Kill Blocks | Faults | Rebounds | Total Attempts | Avg. by set |
| 1 | | 5 | Espinoza Rojas Tamara | OH | 1 | 0 | 1 | 2 | 0.33 | | |
| | | 17 | Alfaro Bolaños Maria Fernanda | MB | 1 | 2 | 3 | 6 | 0.33 | | |
| - | | 1 | Carazo Martinez Tannia | OH | 0 | 0 | 0 | 0 | | | |
| - | | 3 | Rojas Lazo Ana Victoria | OP | 0 | 0 | 0 | 0 | | | |
| - | | 6 | Castro Rueda Maria Jose | L | 0 | 0 | 0 | 0 | | | |
| - | | 8 | Araya Urbina Marcela | OH | 0 | 0 | 0 | 0 | | | |
| - | | 11 | Sayles Marin Tatiana | OP | 0 | 1 | 3 | 4 | | | |
| - | | 12 | Thompson Espinoza Lakysa Nicolle | MB | 0 | 0 | 4 | 4 | | | |
| - | | 13 | Campos Melissa | S | 0 | 1 | 1 | 2 | | | |
| - | | 14 | Fonseca Avila Irene | S | 0 | 0 | 0 | 0 | | | |
| - | | 16 | Castro Marin monica | OH | 0 | 2 | 4 | 6 | | | |
| - | | 24 | Hernandez Gamboa Joselyn | MB | 0 | 1 | 0 | 1 | | | |
| Total Team | | | | | | 2 | 7 | 16 | 25 | 0.67 | |
|  <p>Serve</p> | | Rk | No | Name | Pos. | Aces | Faults | Serve Hits | Total Attempts | Avg. by set | |
| | 1 | 5 | Espinoza Rojas Tamara | OH | 5 | 1 | 11 | 17 | 1.67 | | |
| | | 17 | Alfaro Bolaños Maria Fernanda | MB | 5 | 3 | 6 | 14 | 1.67 | | |
| | 3 | 11 | Sayles Marin Tatiana | OP | 1 | 2 | 12 | 15 | 0.33 | | |
| | - | 1 | Carazo Martinez Tannia | OH | 0 | 2 | 5 | 7 | | | |
| | - | 3 | Rojas Lazo Ana Victoria | OP | 0 | 0 | 0 | 0 | | | |
| | - | 6 | Castro Rueda Maria Jose | L | 0 | 0 | 0 | 0 | | | |
| | - | 8 | Araya Urbina Marcela | OH | 0 | 0 | 0 | 0 | | | |
| | - | 12 | Thompson Espinoza Lakysa Nicolle | MB | 0 | 3 | 2 | 5 | | | |
| | - | 13 | Campos Melissa | S | 0 | 2 | 8 | 10 | | | |
| | - | 14 | Fonseca Avila Irene | S | 0 | 0 | 0 | 0 | | | |
| | - | 16 | Castro Marin monica | OH | 0 | 1 | 5 | 6 | | | |
| | - | 24 | Hernandez Gamboa Joselyn | MB | 0 | 0 | 0 | 0 | | | |
| | Total Team | | | | | | 11 | 14 | 49 | 74 | 3.67 |
| Team | Total Team | | | | | 30 | 1 | | 31 | | |

|  Dig | Rk | No | Name | Pos. | Digs | Faults | Receptions | Total Attempts | Avg. by set |
|-----------------------------------------------------------------------------------------|----|----------------------------------|-------------------------|------|------|--------|------------|----------------|-------------|
| | 1 | 6 | Castro Rueda Maria Jose | L | 14 | 0 | 0 | 14 | 4.67 |
| 2 | 5 | Espinoza Rojas Tamara | OH | 12 | 1 | 2 | 15 | 4.00 | |
| 3 | 1 | Carazo Martinez Tannia | OH | 8 | 1 | 0 | 9 | 2.67 | |
| 4 | 11 | Sayles Marin Tatiana | OP | 7 | 0 | 0 | 7 | 2.33 | |
| 5 | 13 | Campos Melissa | S | 4 | 0 | 0 | 4 | 1.33 | |
| 6 | 17 | Alfaro Bolaños Maria Fernanda | MB | 3 | 0 | 0 | 3 | 1.00 | |
| 7 | 8 | Araya Urbina Marcela | OH | 2 | 0 | 0 | 2 | 0.67 | |
| - | 16 | Castro Marin monica | OH | 2 | 2 | 1 | 5 | 0.67 | |
| - | 3 | Rojas Lazo Ana Victoria | OP | 0 | 0 | 0 | 0 | | |
| - | 12 | Thompson Espinoza Lakysa Nicolle | MB | 0 | 0 | 0 | 0 | | |
| - | 14 | Fonseca Avila Irene | S | 0 | 0 | 0 | 0 | | |
| - | 24 | Hernandez Gamboa Joselyn | MB | 0 | 0 | 0 | 0 | | |
| Total Team | | | | | 52 | 4 | 3 | 59 | 17.33 |

|  Set | Rk | No | Name | Pos. | Running Sets | Faults | Still Sets | Total Attempts | Avg. by set |
|-----------------------------------------------------------------------------------------|----|----------------------------------|----------------|------|--------------|--------|------------|----------------|-------------|
| | 1 | 13 | Campos Melissa | S | 7 | 1 | 62 | 70 | 2.33 |
| - | 1 | Carazo Martinez Tannia | OH | 0 | 0 | 0 | 0 | | |
| - | 3 | Rojas Lazo Ana Victoria | OP | 0 | 0 | 0 | 0 | | |
| - | 5 | Espinoza Rojas Tamara | OH | 0 | 0 | 1 | 1 | | |
| - | 6 | Castro Rueda Maria Jose | L | 0 | 0 | 3 | 3 | | |
| - | 8 | Araya Urbina Marcela | OH | 0 | 0 | 1 | 1 | | |
| - | 11 | Sayles Marin Tatiana | OP | 0 | 0 | 2 | 2 | | |
| - | 12 | Thompson Espinoza Lakysa Nicolle | MB | 0 | 0 | 0 | 0 | | |
| - | 14 | Fonseca Avila Irene | S | 0 | 0 | 5 | 5 | | |
| - | 16 | Castro Marin monica | OH | 0 | 0 | 1 | 1 | | |
| - | 17 | Alfaro Bolaños Maria Fernanda | MB | 0 | 1 | 1 | 2 | | |
| - | 24 | Hernandez Gamboa Joselyn | MB | 0 | 0 | 0 | 0 | | |
| Total Team | | | | | 7 | 2 | 76 | 85 | 2.33 |

|  Reception Limit: 20.00% | Rk | No | Name | Pos. | Excellents | Faults | Serve Receptions | Total Attempts | Eff. % |
|----------------------------------------------------------------------------------------------------------------------|----|----------------------------------|-------------------------|------|------------|--------|------------------|----------------|--------|
| | 1 | 6 | Castro Rueda Maria Jose | L | 9 | 1 | 4 | 14 | 57.14 |
| 2 | 16 | Castro Marin monica | OH | 4 | 0 | 5 | 9 | 44.44 | |
| - | 1 | Carazo Martinez Tannia | OH | 3 | 0 | 2 | 5 | | |
| - | 3 | Rojas Lazo Ana Victoria | OP | 0 | 0 | 0 | 0 | | |
| - | 5 | Espinoza Rojas Tamara | OH | 2 | 2 | 3 | 7 | | |
| - | 8 | Araya Urbina Marcela | OH | 1 | 0 | 1 | 2 | | |
| - | 11 | Sayles Marin Tatiana | OP | 0 | 0 | 0 | 0 | | |
| - | 12 | Thompson Espinoza Lakysa Nicolle | MB | 0 | 0 | 0 | 0 | | |
| - | 13 | Campos Melissa | S | 0 | 0 | 0 | 0 | | |
| - | 14 | Fonseca Avila Irene | S | 0 | 0 | 0 | 0 | | |
| - | 17 | Alfaro Bolaños Maria Fernanda | MB | 0 | 0 | 0 | 0 | | |
| - | 24 | Hernandez Gamboa Joselyn | MB | 0 | 0 | 0 | 0 | | |
| Total Team | | | | | 19 | 3 | 15 | 37 | 43.24 |