



Men's NORCECA Final Six 2023

P-3 Match players ranking



Match: 14 **Date:** 23/09/2023 **Spectators:** 513
City: Edmonton
Hall: Flair Airlines Hangar
Match duration: **Start:** 16:47 **End:** 17:51 **Total:** 1:04

Teams	Sets	1	2	3	4	5	Total
USA	3	25	25	25			75
CUB	0	21	20	13			54
Duration:		0:20	0:22	0:16			0:58



USA • USA

Attack

Limit: 15.00%

Rk	No	Name	Pos.	Attacks	Faults	Shots	Total Attempts	Succ. %
1	27	Penrose Jalen	OP	9	5	3	17	52.94
2	20	Rama Zachary	OH	7	7	2	16	43.75
-	2	Gooch Troy	L	0	0	0	0	
-	4	Ewert Jordan	OH	0	0	0	0	
-	6	Dvorak Bryce	S	1	0	2	3	
-	9	Knigge Matthew	MB	0	0	0	0	
-	10	Gianni Camden	OP	0	0	0	0	
-	12	Rowan Andrew	S	0	0	0	0	
-	13	Gasman Patrick	MB	0	0	0	0	
-	21	Briggs Mason	L	0	0	0	0	
-	22	McCauley Kyle	OH	6	0	2	8	
-	23	Marshman Michael	MB	3	0	0	3	
-	25	Champlin Ethan	OH	0	0	0	0	
-	26	McHenry Merrick	MB	4	0	4	8	
Total Team				30	12	13	55	54.55

Block


Rk	No	Name	Pos.	Kill Blocks	Faults	Rebounds	Total Attempts	Avg. by set
1	23	Marshman Michael	MB	5	3	1	9	1.67
2	20	Rama Zachary	OH	2	3	0	5	0.67
	22	McCauley Kyle	OH	2	0	1	3	0.67
	26	McHenry Merrick	MB	2	4	1	7	0.67
5	27	Penrose Jalen	OP	1	0	0	1	0.33
-	2	Gooch Troy	L	0	0	0	0	
-	4	Ewert Jordan	OH	0	0	0	0	
-	6	Dvorak Bryce	S	0	2	0	2	
-	9	Knigge Matthew	MB	0	0	0	0	
-	10	Gianni Camden	OP	0	0	0	0	
-	12	Rowan Andrew	S	0	0	0	0	
-	13	Gasman Patrick	MB	0	0	0	0	
-	21	Briggs Mason	L	0	0	0	0	
-	25	Champlin Ethan	OH	0	0	0	0	
Total Team				12	12	3	27	4.00


Serve


Rk	No	Name	Pos.	Aces	Faults	Serve Hits	Total Attempts	Avg. by set
1	22	McCauley Kyle	OH	2	4	6	12	0.67
	26	McHenry Merrick	MB	2	1	13	16	0.67
3	20	Rama Zachary	OH	1	4	11	16	0.33
	27	Penrose Jalen	OP	1	4	5	10	0.33
-	2	Gooch Troy	L	0	0	0	0	
-	4	Ewert Jordan	OH	0	0	0	0	
-	6	Dvorak Bryce	S	0	2	9	11	
-	9	Knigge Matthew	MB	0	0	0	0	
-	10	Gianni Camden	OP	0	0	0	0	
-	12	Rowan Andrew	S	0	0	0	0	
-	13	Gasman Patrick	MB	0	0	0	0	
-	21	Briggs Mason	L	0	0	0	0	
-	23	Marshman Michael	MB	0	0	8	8	
-	25	Champlin Ethan	OH	0	0	0	0	
Total Team				6	15	52	73	2.00



Team	Total Team	27	4		31	
-------------	------------	----	---	--	----	--

 Dig	Rk	No	Name	Pos.	Digs	Faults	Receptions	Total Attempts	Avg. by set
	1	20	Rama Zachary	OH	5	0	3	8	1.67
2	21	Briggs Mason	L	2	1	2	5	0.67	
	22	McCauley Kyle	OH	2	1	3	6	0.67	
	26	McHenry Merrick	MB	2	0	1	3	0.67	
	27	Penrose Jalen	OP	2	2	1	5	0.67	
6	6	Dvorak Bryce	S	1	1	0	2	0.33	
	23	Marshman Michael	MB	1	0	1	2	0.33	
-	2	Gooch Troy	L	0	1	0	1		
-	4	Ewert Jordan	OH	0	0	0	0		
-	9	Knigge Matthew	MB	0	0	0	0		
-	10	Gianni Camden	OP	0	0	0	0		
-	12	Rowan Andrew	S	0	0	0	0		
-	13	Gasman Patrick	MB	0	0	0	0		
-	25	Champlin Ethan	OH	0	0	0	0		
Total Team					15	6	11	32	5.00


 Set	Rk	No	Name	Pos.	Running Sets	Faults	Still Sets	Total Attempts	Avg. by set
	1	6	Dvorak Bryce	S	15	1	35	51	5.00
-	2	Gooch Troy	L	0	0	0	0		
-	4	Ewert Jordan	OH	0	0	0	0		
-	9	Knigge Matthew	MB	0	0	0	0		
-	10	Gianni Camden	OP	0	0	0	0		
-	12	Rowan Andrew	S	0	0	0	0		
-	13	Gasman Patrick	MB	0	0	0	0		
-	20	Rama Zachary	OH	0	0	2	2		
-	21	Briggs Mason	L	0	1	0	1		
-	22	McCauley Kyle	OH	0	0	0	0		
-	23	Marshman Michael	MB	0	0	2	2		
-	25	Champlin Ethan	OH	0	0	0	0		
-	26	McHenry Merrick	MB	0	0	0	0		
-	27	Penrose Jalen	OP	0	0	1	1		
Total Team					15	2	40	57	5.00


 Reception	Rk	No	Name	Pos.	Excellents	Faults	Serve Receptions	Total Attempts	Eff. %
	1	22	McCauley Kyle	OH	5	0	6	11	45.45
2	20	Rama Zachary	OH	6	2	3	11	36.36	
3	21	Briggs Mason	L	5	1	8	14	28.57	
-	2	Gooch Troy	L	1	0	1	2		
-	4	Ewert Jordan	OH	0	0	0	0		
-	6	Dvorak Bryce	S	0	0	0	0		
-	9	Knigge Matthew	MB	0	0	0	0		
-	10	Gianni Camden	OP	0	0	0	0		
-	12	Rowan Andrew	S	0	0	0	0		
-	13	Gasman Patrick	MB	0	0	0	0		
-	23	Marshman Michael	MB	0	0	0	0		
-	25	Champlin Ethan	OH	0	0	0	0		
-	26	McHenry Merrick	MB	0	0	0	0		
-	27	Penrose Jalen	OP	0	0	1	1		
Total Team					17	3	19	39	35.90


Limit: 20.00%



CUB • Cuba


 Attack	Rk	No	Name	Pos.	Attacks	Faults	Shots	Total Attempts	Succ. %	
	Limit: 15.00%	1	9	Gonzalez Rodriguez Alejandro Miguel	OP	6	3	2	11	54.55
2		6	Gonzalez Marti Yusniel	OH	6	4	5	15	40.00	
3		15	Leon Napoles Yohan Armando	OH	1	2	7	10	10.00	
-		1	Chirino Callam Adrian	S	1	1	0	2		
-		5	Iglesias Hechevarria Yonni Jesus	S	0	0	0	0		
-		7	Ricardo Nuñez Alvaro Luis	L	0	0	0	0		
-		10	Suarez Mendoza Thiago	MB	4	3	1	8		
-		11	Suarez Perez Angel	MB	1	0	2	3		
-		12	Gomez Reyes Jose Ramon	OH	0	0	0	0		
-		14	Valle Garcia Brayan Francisco	OP	2	4	1	7		
-		17	Contreras Acosta Jakdiel	MB	1	2	0	3		
-		20	Rodriguez Hernandez Felix Ernesto	OH	0	1	0	1		
Total Team					22	20	18	60	36.67	


 Block	Rk	No	Name	Pos.	Kill Blocks	Faults	Rebounds	Total Attempts	Avg. by set	
		1	9	Gonzalez Rodriguez Alejandro Miguel	OP	2	0	0	2	0.67
2		1	Chirino Callam Adrian	S	1	0	0	1	0.33	
		6	Gonzalez Marti Yusniel	OH	1	1	1	3	0.33	
		10	Suarez Mendoza Thiago	MB	1	2	0	3	0.33	
		11	Suarez Perez Angel	MB	1	0	1	2	0.33	
-		5	Iglesias Hechevarria Yonni Jesus	S	0	0	0	0		
-		7	Ricardo Nuñez Alvaro Luis	L	0	0	0	0		
-		12	Gomez Reyes Jose Ramon	OH	0	0	0	0		
-		14	Valle Garcia Brayan Francisco	OP	0	0	0	0		
-		15	Leon Napoles Yohan Armando	OH	0	0	0	0		
-		17	Contreras Acosta Jakdiel	MB	0	5	2	7		
-		20	Rodriguez Hernandez Felix Ernesto	OH	0	1	0	1		
Total Team					6	9	4	19	2.00	

 Serve	Rk	No	Name	Pos.	Aces	Faults	Serve Hits	Total Attempts	Avg. by set	
		1	9	Gonzalez Rodriguez Alejandro Miguel	OP	3	0	9	12	1.00
-		1	Chirino Callam Adrian	S	0	1	4	5		
-		5	Iglesias Hechevarria Yonni Jesus	S	0	1	3	4		
-		6	Gonzalez Marti Yusniel	OH	0	5	4	9		
-		7	Ricardo Nuñez Alvaro Luis	L	0	0	0	0		
-		10	Suarez Mendoza Thiago	MB	0	1	7	8		
-		11	Suarez Perez Angel	MB	0	0	1	1		
-		12	Gomez Reyes Jose Ramon	OH	0	0	0	0		
-		14	Valle Garcia Brayan Francisco	OP	0	1	1	2		
-		15	Leon Napoles Yohan Armando	OH	0	3	3	6		
-		17	Contreras Acosta Jakdiel	MB	0	3	4	7		
-		20	Rodriguez Hernandez Felix Ernesto	OH	0	2	0	2		
Total Team					3	17	36	56	1.00	

Team	Total Team	23	16		39	

 Dig	Rk	No	Name	Pos.	Digs	Faults	Receptions	Total Attempts	Avg. by set
	1	7	Ricardo Nuñez Alvaro Luis	L	4	2	1	7	1.33
2	1	Chirino Callam Adrian	S	2	1	0	3	0.67	
	9	Gonzalez Rodriguez Alejandro Miguel	OP	2	0	0	2	0.67	
	10	Suarez Mendoza Thiago	MB	2	0	1	3	0.67	
5	15	Leon Napoles Yohan Armando	OH	1	1	1	3	0.33	
	20	Rodriguez Hernandez Felix Ernesto	OH	1	1	0	2	0.33	
-	5	Iglesias Hechevarria Yonni Jesus	S	0	0	0	0		
-	6	Gonzalez Marti Yusniel	OH	0	1	4	5		
-	11	Suarez Perez Angel	MB	0	0	0	0		
-	12	Gomez Reyes Jose Ramon	OH	0	0	0	0		
-	14	Valle Garcia Brayan Francisco	OP	0	0	0	0		
-	17	Contreras Acosta Jakdiel	MB	0	1	0	1		
Total Team					12	7	7	26	4.00

 Set	Rk	No	Name	Pos.	Running Sets	Faults	Still Sets	Total Attempts	Avg. by set
	1	1	Chirino Callam Adrian	S	3	0	25	28	1.00
2	5	Iglesias Hechevarria Yonni Jesus	S	1	0	24	25	0.33	
-	6	Gonzalez Marti Yusniel	OH	0	0	1	1		
-	7	Ricardo Nuñez Alvaro Luis	L	0	0	3	3		
-	9	Gonzalez Rodriguez Alejandro Miguel	OP	0	0	1	1		
-	10	Suarez Mendoza Thiago	MB	0	0	1	1		
-	11	Suarez Perez Angel	MB	0	0	0	0		
-	12	Gomez Reyes Jose Ramon	OH	0	0	0	0		
-	14	Valle Garcia Brayan Francisco	OP	0	0	2	2		
-	15	Leon Napoles Yohan Armando	OH	0	0	2	2		
-	17	Contreras Acosta Jakdiel	MB	0	0	1	1		
-	20	Rodriguez Hernandez Felix Ernesto	OH	0	0	0	0		
Total Team					4	0	60	64	1.33

 Reception	Rk	No	Name	Pos.	Excellents	Faults	Serve Receptions	Total Attempts	Eff. %
	1	15	Leon Napoles Yohan Armando	OH	8	1	4	13	53.85
2	7	Ricardo Nuñez Alvaro Luis	L	4	2	14	20	10.00	
3	6	Gonzalez Marti Yusniel	OH	2	3	11	16	-6.25	
-	1	Chirino Callam Adrian	S	0	0	0	0		
-	5	Iglesias Hechevarria Yonni Jesus	S	0	0	0	0		
-	9	Gonzalez Rodriguez Alejandro Miguel	OP	0	0	0	0		
-	10	Suarez Mendoza Thiago	MB	0	0	0	0		
-	11	Suarez Perez Angel	MB	0	0	0	0		
-	12	Gomez Reyes Jose Ramon	OH	0	0	0	0		
-	14	Valle Garcia Brayan Francisco	OP	1	0	0	1		
-	17	Contreras Acosta Jakdiel	MB	0	0	0	0		
-	20	Rodriguez Hernandez Felix Ernesto	OH	1	0	7	8		
Total Team					16	6	36	58	17.24

Limit: 20.00%