

Match: 14 **Date:** 02/11/2023 **Spectators:** 4,000
City: Santiago de Chile
Hall: Arena Parque O'Higgins
Match duration: **Start:** 13:30 **End:** 15:30 **Total:** 2:00

Teams	Sets	1	2	3	4	5	Total
CUB	3	25	25	13	22	15	100
PUR	2	16	21	25	25	11	98
Duration:		0:20	0:24	0:21	0:25	0:15	1:45



CUB • Cuba

Attack

Limit: 15.00%

Rk	No	Name	Pos.	Attacks	Faults	Shots	Total Attempts	Succ. %
1	18	Lopez Castro Miguel Angel	OH	23	5	10	38	60.53
2	10	Gutierrez Suarez Miguel David	OP	17	2	11	30	56.67
3	9	Gonzalez Rodriguez Alejandro Miguel	OP	12	7	4	23	52.17
-	1	Masso Alvarez Jose Israel	MB	6	1	4	11	
-	5	Iglesias Hechevarria Yonni Jesus	S	0	0	0	0	
-	6	Gonzalez Marti Yusniel	OH	2	0	1	3	
-	7	Garcia Alvarez Yonder Roman	L	0	0	0	0	
-	11	Taboada Diaz Lyvan	S	1	1	0	2	
-	14	Goide Arredondo Adrian Eduardo	S	0	0	0	0	
-	17	Contreras Acosta Jakdiel	MB	1	2	6	9	
-	24	Gorguet Salas Alain	OH	0	0	0	0	
-	25	Chirino Callam Adrian	S	0	0	0	0	
Total Team				62	18	36	116	53.45

Block

Rk	No	Name	Pos.	Kill Blocks	Faults	Rebounds	Total Attempts	Avg. by set
1	17	Contreras Acosta Jakdiel	MB	5	5	4	14	1.00
2	9	Gonzalez Rodriguez Alejandro Miguel	OP	3	1	1	5	0.60
	11	Taboada Diaz Lyvan	S	3	2	3	8	0.60
4	1	Masso Alvarez Jose Israel	MB	2	6	5	13	0.40
5	18	Lopez Castro Miguel Angel	OH	1	2	4	7	0.20
-	5	Iglesias Hechevarria Yonni Jesus	S	0	0	0	0	
-	6	Gonzalez Marti Yusniel	OH	0	0	0	0	
-	7	Garcia Alvarez Yonder Roman	L	0	0	0	0	
-	10	Gutierrez Suarez Miguel David	OP	0	2	1	3	
-	14	Goide Arredondo Adrian Eduardo	S	0	0	0	0	
-	24	Gorguet Salas Alain	OH	0	0	0	0	
-	25	Chirino Callam Adrian	S	0	0	0	0	
Total Team				14	18	18	50	2.80


Serve


Rk	No	Name	Pos.	Aces	Faults	Serve Hits	Total Attempts	Avg. by set
1	18	Lopez Castro Miguel Angel	OH	4	5	14	23	0.80
2	1	Masso Alvarez Jose Israel	MB	2	4	4	10	0.40
3	5	Iglesias Hechevarria Yonni Jesus	S	1	2	1	4	0.20
	10	Gutierrez Suarez Miguel David	OP	1	2	13	16	0.20
	11	Taboada Diaz Lyvan	S	1	1	11	13	0.20
-	6	Gonzalez Marti Yusniel	OH	0	0	0	0	
-	7	Garcia Alvarez Yonder Roman	L	0	0	0	0	
-	9	Gonzalez Rodriguez Alejandro Miguel	OP	0	5	9	14	
-	14	Goide Arredondo Adrian Eduardo	S	0	0	0	0	
-	17	Contreras Acosta Jakdiel	MB	0	2	9	11	
-	24	Gorguet Salas Alain	OH	0	0	0	0	
-	25	Chirino Callam Adrian	S	0	1	8	9	
Total Team				9	22	69	100	1.80


Team

Total Team	15	21		36	
------------	----	----	--	----	--



 Dig	Rk	No	Name	Pos.	Digs	Faults	Receptions	Total Attempts	Avg. by set
	1	7	Garcia Alvarez Yonder Roman	L	12	2	0	14	2.40
2	10	Gutierrez Suarez Miguel David	OP	8	4	1	13	1.60	
3	18	Lopez Castro Miguel Angel	OH	5	1	0	6	1.00	
4	9	Gonzalez Rodriguez Alejandro Miguel	OP	3	3	1	7	0.60	
	11	Taboada Diaz Lyvan	S	3	1	1	5	0.60	
6	17	Contreras Acosta Jakdiel	MB	2	1	0	3	0.40	
7	1	Masso Alvarez Jose Israel	MB	1	0	0	1	0.20	
-	5	Iglesias Hechevarria Yonni Jesus	S	0	1	0	1		
-	6	Gonzalez Marti Yusniel	OH	0	0	0	0		
-	14	Goide Arredondo Adrian Eduardo	S	0	0	0	0		
-	24	Gorguet Salas Alain	OH	0	0	0	0		
-	25	Chirino Callam Adrian	S	0	0	0	0		
Total Team					34	13	3	50	6.80

 Set	Rk	No	Name	Pos.	Running Sets	Faults	Still Sets	Total Attempts	Avg. by set
	1	11	Taboada Diaz Lyvan	S	14	1	77	92	2.80
-	1	Masso Alvarez Jose Israel	MB	0	0	1	1		
-	5	Iglesias Hechevarria Yonni Jesus	S	0	0	0	0		
-	6	Gonzalez Marti Yusniel	OH	0	0	0	0		
-	7	Garcia Alvarez Yonder Roman	L	0	0	6	6		
-	9	Gonzalez Rodriguez Alejandro Miguel	OP	0	0	1	1		
-	10	Gutierrez Suarez Miguel David	OP	0	0	1	1		
-	14	Goide Arredondo Adrian Eduardo	S	0	0	1	1		
-	17	Contreras Acosta Jakdiel	MB	0	0	2	2		
-	18	Lopez Castro Miguel Angel	OH	0	0	3	3		
-	24	Gorguet Salas Alain	OH	0	0	0	0		
-	25	Chirino Callam Adrian	S	0	0	7	7		
Total Team					14	1	99	114	2.80

 Reception	Rk	No	Name	Pos.	Excellents	Faults	Serve Receptions	Total Attempts	Eff. %
	1	7	Garcia Alvarez Yonder Roman	L	22	1	7	30	70.00
2	18	Lopez Castro Miguel Angel	OH	16	1	5	22	68.18	
3	10	Gutierrez Suarez Miguel David	OP	12	3	11	26	34.62	
-	1	Masso Alvarez Jose Israel	MB	0	0	1	1		
-	5	Iglesias Hechevarria Yonni Jesus	S	0	0	0	0		
-	6	Gonzalez Marti Yusniel	OH	3	0	2	5		
-	9	Gonzalez Rodriguez Alejandro Miguel	OP	3	0	2	5		
-	11	Taboada Diaz Lyvan	S	0	0	0	0		
-	14	Goide Arredondo Adrian Eduardo	S	0	0	0	0		
-	17	Contreras Acosta Jakdiel	MB	0	0	0	0		
-	24	Gorguet Salas Alain	OH	0	0	0	0		
-	25	Chirino Callam Adrian	S	0	0	0	0		
Total Team					56	5	28	89	57.30

Limit: 20.00%



PUR • Puerto Rico

 Attack Limit: 15.00%	Rk	No	Name	Pos.	Attacks	Faults	Shots	Total Attempts	Succ. %
	1	16	Ellis Carballo Jamal	OP	16	6	13	35	45.71
	2	14	Vargas Pelegrin	OH	13	8	13	34	38.24
	-	1	Garcia Howard	S	0	0	0	0	
	-	3	Hoyos Omar	OH	5	2	2	9	
	-	4	Cabrera Rivera Arnel	L	0	0	0	0	
	-	6	Rodriguez Kevin Joel	S	1	0	2	3	
	-	13	Torres Troche Arnaldo Yireth	OP	0	0	0	0	
	-	15	Rodriguez Jonathan	MB	5	2	1	8	
	-	17	Alomar Ismael	MB	4	1	1	6	
-	19	Lopez Kevin	OH	8	0	3	11		
-	21	Figueroa Torrens Janluar	MB	0	0	0	0		
-	25	Feliciano Bengoa Antonio Luis	OH	0	0	0	0		
Total Team					52	19	35	106	49.06

 Block	Rk	No	Name	Pos.	Kill Blocks	Faults	Rebounds	Total Attempts	Avg. by set
	1	17	Alomar Ismael	MB	4	7	5	16	0.80
	2	15	Rodriguez Jonathan	MB	3	7	7	17	0.60
	3	14	Vargas Pelegrin	OH	1	4	1	6	0.20
		19	Lopez Kevin	OH	1	0	1	2	0.20
	-	1	Garcia Howard	S	0	0	0	0	
	-	3	Hoyos Omar	OH	0	5	0	5	
	-	4	Cabrera Rivera Arnel	L	0	0	0	0	
	-	6	Rodriguez Kevin Joel	S	0	5	4	9	
	-	13	Torres Troche Arnaldo Yireth	OP	0	0	0	0	
-	16	Ellis Carballo Jamal	OP	0	6	1	7		
-	21	Figueroa Torrens Janluar	MB	0	0	0	0		
-	25	Feliciano Bengoa Antonio Luis	OH	0	0	0	0		
Total Team					9	34	19	62	1.80

 Serve	Rk	No	Name	Pos.	Aces	Faults	Serve Hits	Total Attempts	Avg. by set
	1	14	Vargas Pelegrin	OH	2	2	15	19	0.40
		19	Lopez Kevin	OH	2	1	11	14	0.40
	3	6	Rodriguez Kevin Joel	S	1	0	12	13	0.20
	-	1	Garcia Howard	S	0	0	0	0	
	-	3	Hoyos Omar	OH	0	2	7	9	
	-	4	Cabrera Rivera Arnel	L	0	0	0	0	
	-	13	Torres Troche Arnaldo Yireth	OP	0	0	0	0	
	-	15	Rodriguez Jonathan	MB	0	4	7	11	
	-	16	Ellis Carballo Jamal	OP	0	0	14	14	
-	17	Alomar Ismael	MB	0	0	18	18		
-	21	Figueroa Torrens Janluar	MB	0	0	0	0		
-	25	Feliciano Bengoa Antonio Luis	OH	0	0	0	0		
Total Team					5	9	84	98	1.00

Team	Total Team	32	18		50
------	------------	----	----	--	----

 Dig	Rk	No	Name	Pos.	Digs	Faults	Receptions	Total Attempts	Avg. by set
	1	4	Cabrera Rivera Arnel	L	11	0	4	15	2.20
	2	14	Vargas Pelegrin	OH	7	1	2	10	1.40
	3	16	Ellis Carballo Jamal	OP	5	2	0	7	1.00
	19	Lopez Kevin	OH	5	0	1	6	1.00	
	5	6	Rodriguez Kevin Joel	S	4	2	0	6	0.80
	15	Rodriguez Jonathan	MB	4	1	0	5	0.80	
	17	Alomar Ismael	MB	4	3	0	7	0.80	
	-	1	Garcia Howard	S	0	0	0	0	
	-	3	Hoyos Omar	OH	0	2	0	2	
-	13	Torres Troche Arnaldo Yireth	OP	0	0	0	0		
-	21	Figueroa Torrens Janluar	MB	0	0	0	0		
-	25	Feliciano Bengoa Antonio Luis	OH	0	0	0	0		
Total Team					40	11	7	58	8.00

 Set	Rk	No	Name	Pos.	Running Sets	Faults	Still Sets	Total Attempts	Avg. by set
	1	6	Rodriguez Kevin Joel	S	3	0	89	92	0.60
	-	1	Garcia Howard	S	0	0	0	0	
	-	3	Hoyos Omar	OH	0	0	1	1	
	-	4	Cabrera Rivera Arnel	L	0	0	8	8	
	-	13	Torres Troche Arnaldo Yireth	OP	0	0	0	0	
	-	14	Vargas Pelegrin	OH	0	0	1	1	
	-	15	Rodriguez Jonathan	MB	0	0	1	1	
	-	16	Ellis Carballo Jamal	OP	0	0	1	1	
	-	17	Alomar Ismael	MB	0	0	0	0	
-	19	Lopez Kevin	OH	0	0	1	1		
-	21	Figueroa Torrens Janluar	MB	0	0	0	0		
-	25	Feliciano Bengoa Antonio Luis	OH	0	0	0	0		
Total Team					3	0	102	105	0.60

 Reception Limit: 20.00%	Rk	No	Name	Pos.	Excellents	Faults	Serve Receptions	Total Attempts	Eff. %
	1	4	Cabrera Rivera Arnel	L	12	4	5	21	38.10
	2	14	Vargas Pelegrin	OH	5	0	22	27	18.52
	3	19	Lopez Kevin	OH	3	4	10	17	-5.88
	-	1	Garcia Howard	S	0	0	0	0	
	-	3	Hoyos Omar	OH	2	0	8	10	
	-	6	Rodriguez Kevin Joel	S	0	0	0	0	
	-	13	Torres Troche Arnaldo Yireth	OP	0	0	0	0	
	-	15	Rodriguez Jonathan	MB	1	0	0	1	
	-	16	Ellis Carballo Jamal	OP	0	0	0	0	
-	17	Alomar Ismael	MB	0	1	1	2		
-	21	Figueroa Torrens Janluar	MB	0	0	0	0		
-	25	Feliciano Bengoa Antonio Luis	OH	0	0	0	0		
Total Team					23	9	46	78	17.95