

Match: 16 **Date:** 03/11/2023 **Spectators:** 3,000
City: Santiago de Chile
Hall: Arena Parque O'Higgins
Match duration: **Start:** 13:30 **End:** 15:55 **Total:** 2:25

Teams	Sets	1	2	3	4	5	Total
MEX	3	25	22	25	28	16	116
PUR	2	21	25	21	30	14	111
Duration:		0:24	0:27	0:26	0:32	0:20	2:09



		Rk	No	Name	Pos.	Attacks	Faults	Shots	Total Attempts	Succ. %
Attack Limit: 15.00%		1	12	Fuentes Rascon Mauro Isaac	OH	23	4	17	44	52.27
		2	2	Hernández Cabrera Jorge Ariel	OH	12	7	7	26	46.15
		3	19	Hernandez Baca Luis David	OP	20	9	15	44	45.45
		-	3	Bravo Moreno Hiram Said	L	0	0	0	0	
		-	5	Parra Valenzuela Victor Manuel	MB	4	3	3	10	
		-	6	Lopez Rios Josue De Jesus	OH	0	0	0	0	
		-	8	Mendoza Burgueño Edgar Alejandro	S	0	0	0	0	
		-	9	Tellez Rodriguez Axel Manuel	MB	0	0	0	0	
		-	11	Lopez Rios Brandon Gabriel	MB	6	0	4	10	
		-	18	Sanay Heredia Yasutaka	OH	1	0	0	1	
		-	22	Dominguez Carrillo Angel Ivan	OP	0	0	0	0	
		-	96	Garcia Resendiz Miguel Angel	S	2	1	1	4	
		Total Team						68	24	47

		Rk	No	Name	Pos.	Kill Blocks	Faults	Rebounds	Total Attempts	Avg. by set
Block		1	5	Parra Valenzuela Victor Manuel	MB	3	1	8	12	0.60
		2	2	Hernández Cabrera Jorge Ariel	OH	2	2	1	5	0.40
			96	Garcia Resendiz Miguel Angel	S	2	4	3	9	0.40
		4	11	Lopez Rios Brandon Gabriel	MB	1	8	8	17	0.20
			12	Fuentes Rascon Mauro Isaac	OH	1	1	4	6	0.20
			19	Hernandez Baca Luis David	OP	1	3	4	8	0.20
		-	3	Bravo Moreno Hiram Said	L	0	0	0	0	
		-	6	Lopez Rios Josue De Jesus	OH	0	0	0	0	
		-	8	Mendoza Burgueño Edgar Alejandro	S	0	0	0	0	
		-	9	Tellez Rodriguez Axel Manuel	MB	0	0	0	0	
		-	18	Sanay Heredia Yasutaka	OH	0	0	0	0	
		-	22	Dominguez Carrillo Angel Ivan	OP	0	2	1	3	
		Total Team						10	21	29

		Rk	No	Name	Pos.	Aces	Faults	Serve Hits	Total Attempts	Avg. by set
Serve		1	5	Parra Valenzuela Victor Manuel	MB	2	3	17	22	0.40
			19	Hernandez Baca Luis David	OP	2	5	11	18	0.40
		3	96	Garcia Resendiz Miguel Angel	S	1	2	13	16	0.20
		-	2	Hernández Cabrera Jorge Ariel	OH	0	5	15	20	
		-	3	Bravo Moreno Hiram Said	L	0	0	0	0	
		-	6	Lopez Rios Josue De Jesus	OH	0	0	0	0	
		-	8	Mendoza Burgueño Edgar Alejandro	S	0	0	1	1	
		-	9	Tellez Rodriguez Axel Manuel	MB	0	0	0	0	
		-	11	Lopez Rios Brandon Gabriel	MB	0	1	17	18	
		-	12	Fuentes Rascon Mauro Isaac	OH	0	4	12	16	
		-	18	Sanay Heredia Yasutaka	OH	0	1	4	5	
		-	22	Dominguez Carrillo Angel Ivan	OP	0	0	0	0	
		Total Team						5	21	90

Team	Total Team	33	15		48

 Dig	Rk	No	Name	Pos.	Digs	Faults	Receptions	Total Attempts	Avg. by set
	1	3	Bravo Moreno Hiram Said	L	18	3	0	21	3.60
	2	2	Hernández Cabrera Jorge Ariel	OH	8	4	0	12	1.60
	3	12	Fuentes Rascon Mauro Isaac	OH	6	7	1	14	1.20
		19	Hernandez Baca Luis David	OP	6	6	0	12	1.20
	5	96	Garcia Resendiz Miguel Angel	S	5	3	0	8	1.00
	6	5	Parra Valenzuela Victor Manuel	MB	2	1	1	4	0.40
		11	Lopez Rios Brandon Gabriel	MB	2	1	0	3	0.40
		18	Sanay Heredia Yasutaka	OH	2	0	0	2	0.40
	9	8	Mendoza Burgueño Edgar Alejandro	S	1	1	1	3	0.20
-	6	Lopez Rios Josue De Jesus	OH	0	0	0	0		
-	9	Tellez Rodriguez Axel Manuel	MB	0	0	0	0		
-	22	Dominguez Carrillo Angel Ivan	OP	0	0	0	0		
Total Team					50	26	3	79	10.00

 Set	Rk	No	Name	Pos.	Running Sets	Faults	Still Sets	Total Attempts	Avg. by set
	1	96	Garcia Resendiz Miguel Angel	S	14	2	101	117	2.80
	-	2	Hernández Cabrera Jorge Ariel	OH	0	0	5	5	
	-	3	Bravo Moreno Hiram Said	L	0	0	3	3	
	-	5	Parra Valenzuela Victor Manuel	MB	0	0	0	0	
	-	6	Lopez Rios Josue De Jesus	OH	0	0	0	0	
	-	8	Mendoza Burgueño Edgar Alejandro	S	0	0	1	1	
	-	9	Tellez Rodriguez Axel Manuel	MB	0	0	0	0	
	-	11	Lopez Rios Brandon Gabriel	MB	0	0	2	2	
	-	12	Fuentes Rascon Mauro Isaac	OH	0	0	4	4	
-	18	Sanay Heredia Yasutaka	OH	0	0	1	1		
-	19	Hernandez Baca Luis David	OP	0	0	3	3		
-	22	Dominguez Carrillo Angel Ivan	OP	0	0	0	0		
Total Team					14	2	120	136	2.80

 Reception Limit: 20.00%	Rk	No	Name	Pos.	Excellents	Faults	Serve Receptions	Total Attempts	Eff. %
	1	3	Bravo Moreno Hiram Said	L	19	0	7	26	73.08
	2	12	Fuentes Rascon Mauro Isaac	OH	21	0	13	34	61.76
	3	2	Hernández Cabrera Jorge Ariel	OH	7	1	15	23	26.09
	-	5	Parra Valenzuela Victor Manuel	MB	1	0	1	2	
	-	6	Lopez Rios Josue De Jesus	OH	0	0	0	0	
	-	8	Mendoza Burgueño Edgar Alejandro	S	0	0	0	0	
	-	9	Tellez Rodriguez Axel Manuel	MB	0	0	0	0	
	-	11	Lopez Rios Brandon Gabriel	MB	1	1	0	2	
	-	18	Sanay Heredia Yasutaka	OH	3	0	4	7	
-	19	Hernandez Baca Luis David	OP	0	0	0	0		
-	22	Dominguez Carrillo Angel Ivan	OP	0	0	0	0		
-	96	Garcia Resendiz Miguel Angel	S	0	0	0	0		
Total Team					52	2	40	94	53.19




PUR • Puerto Rico


 Attack Limit: 15.00%	Rk	No	Name	Pos.	Attacks	Faults	Shots	Total Attempts	Succ. %
	1	14	Vargas Pelegrin	OH	21	4	9	34	61.76
	2	16	Ellis Carballo Jamal	OP	16	7	17	40	40.00
	3	19	Lopez Kevin	OH	9	9	16	34	26.47
	-	1	Garcia Howard	S	1	0	1	2	
	-	3	Hoyos Omar	OH	0	0	0	0	
	-	4	Cabrera Rivera Arnel	L	0	0	0	0	
	-	6	Rodriguez Kevin Joel	S	0	0	0	0	
	-	13	Torres Troche Arnaldo Yireth	OP	0	0	0	0	
	-	15	Rodriguez Jonathan	MB	6	1	3	10	
-	17	Alomar Ismael	MB	4	1	5	10		
-	21	Figueroa Torrens Janluar	MB	0	0	0	0		
-	25	Feliciano Bengoa Antonio Luis	OH	2	0	0	2		
Total Team					59	22	51	132	44.70


 Block	Rk	No	Name	Pos.	Kill Blocks	Faults	Rebounds	Total Attempts	Avg. by set
	1	16	Ellis Carballo Jamal	OP	2	5	2	9	0.40
		17	Alomar Ismael	MB	2	10	8	20	0.40
	3	1	Garcia Howard	S	1	0	1	2	0.20
		15	Rodriguez Jonathan	MB	1	9	8	18	0.20
		19	Lopez Kevin	OH	1	4	2	7	0.20
	-	3	Hoyos Omar	OH	0	2	0	2	
	-	4	Cabrera Rivera Arnel	L	0	0	0	0	
	-	6	Rodriguez Kevin Joel	S	0	2	3	5	
	-	13	Torres Troche Arnaldo Yireth	OP	0	0	0	0	
-	14	Vargas Pelegrin	OH	0	4	1	5		
-	21	Figueroa Torrens Janluar	MB	0	0	0	0		
-	25	Feliciano Bengoa Antonio Luis	OH	0	0	0	0		
Total Team					7	36	25	68	1.40

 Serve	Rk	No	Name	Pos.	Aces	Faults	Serve Hits	Total Attempts	Avg. by set
	1	1	Garcia Howard	S	1	0	11	12	0.20
		19	Lopez Kevin	OH	1	2	21	24	0.20
	-	3	Hoyos Omar	OH	0	2	2	4	
	-	4	Cabrera Rivera Arnel	L	0	0	0	0	
	-	6	Rodriguez Kevin Joel	S	0	1	11	12	
	-	13	Torres Troche Arnaldo Yireth	OP	0	0	0	0	
	-	14	Vargas Pelegrin	OH	0	4	14	18	
	-	15	Rodriguez Jonathan	MB	0	5	9	14	
	-	16	Ellis Carballo Jamal	OP	0	2	10	12	
-	17	Alomar Ismael	MB	0	1	12	13		
-	21	Figueroa Torrens Janluar	MB	0	0	0	0		
-	25	Feliciano Bengoa Antonio Luis	OH	0	0	2	2		
Total Team					2	17	92	111	0.40

Team	Total Team	43	19		62	
------	------------	----	----	--	----	--

 Dig	Rk	No	Name	Pos.	Digs	Faults	Receptions	Total Attempts	Avg. by set
	1	4	Cabrera Rivera Arnel	L	15	5	2	22	3.00
	2	14	Vargas Pelegrin	OH	12	2	2	16	2.40
	3	6	Rodriguez Kevin Joel	S	7	1	0	8	1.40
	4	19	Lopez Kevin	OH	6	0	1	7	1.20
	5	16	Ellis Carballo Jamal	OP	5	5	1	11	1.00
	6	1	Garcia Howard	S	4	0	0	4	0.80
	7	17	Alomar Ismael	MB	2	0	1	3	0.40
	-	3	Hoyos Omar	OH	0	0	1	1	
	-	13	Torres Troche Arnaldo Yireth	OP	0	0	0	0	
-	15	Rodriguez Jonathan	MB	0	2	0	2		
-	21	Figueroa Torrens Janluar	MB	0	0	0	0		
-	25	Feliciano Bengoa Antonio Luis	OH	0	0	0	0		
Total Team					51	15	8	74	10.20

 Set	Rk	No	Name	Pos.	Running Sets	Faults	Still Sets	Total Attempts	Avg. by set
	1	6	Rodriguez Kevin Joel	S	5	1	62	68	1.00
	2	1	Garcia Howard	S	1	0	44	45	0.20
	-	3	Hoyos Omar	OH	0	0	0	0	
	-	4	Cabrera Rivera Arnel	L	0	0	12	12	
	-	13	Torres Troche Arnaldo Yireth	OP	0	0	0	0	
	-	14	Vargas Pelegrin	OH	0	0	2	2	
	-	15	Rodriguez Jonathan	MB	0	1	1	2	
	-	16	Ellis Carballo Jamal	OP	0	0	1	1	
	-	17	Alomar Ismael	MB	0	0	1	1	
-	19	Lopez Kevin	OH	0	0	2	2		
-	21	Figueroa Torrens Janluar	MB	0	0	0	0		
-	25	Feliciano Bengoa Antonio Luis	OH	0	0	1	1		
Total Team					6	2	126	134	1.20

 Reception	Rk	No	Name	Pos.	Excellents	Faults	Serve Receptions	Total Attempts	Eff. %
	1	4	Cabrera Rivera Arnel	L	20	1	14	35	54.29
	2	14	Vargas Pelegrin	OH	15	2	9	26	50.00
	3	19	Lopez Kevin	OH	7	1	14	22	27.27
	-	1	Garcia Howard	S	0	0	1	1	
	-	3	Hoyos Omar	OH	2	1	2	5	
	-	6	Rodriguez Kevin Joel	S	1	0	0	1	
	-	13	Torres Troche Arnaldo Yireth	OP	0	0	0	0	
	-	15	Rodriguez Jonathan	MB	3	0	0	3	
	-	16	Ellis Carballo Jamal	OP	0	0	1	1	
-	17	Alomar Ismael	MB	1	0	0	1		
-	21	Figueroa Torrens Janluar	MB	0	0	0	0		
-	25	Feliciano Bengoa Antonio Luis	OH	0	0	0	0		
Total Team					49	5	41	95	46.32

Limit: 20.00%