




Match: 7 **Date:** 14/03/2023 **Spectators:** 500
City: Guatemala City
Hall: Domo Deportivo Zona 13
Match duration: **Start:** 18:33 **End:** 20:48 **Total:** 2:15

Teams	Sets	1	2	3	4	5	Total
CRC	3	25	21	30	25	15	116
BIZ	2	14	25	32	18	11	100
Duration:							

 CRC • Costa Rica


 Attack Limit: 15.00%	Rk	No	Name	Pos.	Attacks	Faults	Shots	Total Attempts	Succ. %
	1	19	Grant Brown Stanley	OH	20	8	15	43	46.51
	2	7	Araya Alas Julián	OH	12	5	12	29	41.38
	3	15	Brown Rudolf Yulius Melvin	OP	10	0	19	29	34.48
	4	5	Córdoba Arias David Nassar	OP	3	7	13	23	13.04
	-	1	Vargas Arik Kaan Andres	L	0	0	0	0	
	-	2	Guido Sosa Deykell Alberto	OP	0	0	1	1	
	-	4	González Monge Alejandro	S	0	1	0	1	
	-	8	Vanega Romero Jeremy Antonio	MB	0	1	1	2	
	-	9	Rodríguez Céspedes Keylor Josue	MB	4	1	5	10	
-	10	Guido Sosa Deyshawn Kenay	OH	0	0	0	0		
-	12	Obando Ventura Gabriel	S	1	0	5	6		
-	14	Wilson Vargas Sheydrian Alexander	MB	0	0	0	0		
Total Team					50	23	71	144	34.72


 Block	Rk	No	Name	Pos.	Kill Blocks	Faults	Rebounds	Total Attempts	Avg. by set
	1	19	Grant Brown Stanley	OH	4	0	2	6	0.80
	2	5	Córdoba Arias David Nassar	OP	3	2	4	9	0.60
	9	Rodríguez Céspedes Keylor Josue	MB	3	3	3	9	0.60	
	4	15	Brown Rudolf Yulius Melvin	OP	2	5	2	9	0.40
	5	2	Guido Sosa Deykell Alberto	OP	1	0	0	1	0.20
	8	Vanega Romero Jeremy Antonio	MB	1	4	10	15	0.20	
	12	Obando Ventura Gabriel	S	1	1	3	5	0.20	
	-	1	Vargas Arik Kaan Andres	L	0	0	0	0	
	-	4	González Monge Alejandro	S	0	0	0	0	
-	7	Araya Alas Julián	OH	0	4	4	8		
-	10	Guido Sosa Deyshawn Kenay	OH	0	0	0	0		
-	14	Wilson Vargas Sheydrian Alexander	MB	0	0	0	0		
Total Team					15	19	28	62	3.00

 Serve	Rk	No	Name	Pos.	Aces	Faults	Serve Hits	Total Attempts	Avg. by set
	1	7	Araya Alas Julián	OH	1	4	16	21	0.20
	12	Obando Ventura Gabriel	S	1	2	20	23	0.20	
	-	1	Vargas Arik Kaan Andres	L	0	0	0	0	
	-	2	Guido Sosa Deykell Alberto	OP	0	1	5	6	
	-	4	González Monge Alejandro	S	0	0	4	4	
	-	5	Córdoba Arias David Nassar	OP	0	1	7	8	
	-	8	Vanega Romero Jeremy Antonio	MB	0	1	13	14	
	-	9	Rodríguez Céspedes Keylor Josue	MB	0	1	10	11	
	-	10	Guido Sosa Deyshawn Kenay	OH	0	0	0	0	
-	14	Wilson Vargas Sheydrian Alexander	MB	0	0	0	0		
-	15	Brown Rudolf Yulius Melvin	OP	0	0	6	6		
-	19	Grant Brown Stanley	OH	0	1	22	23		
Total Team					2	11	103	116	0.40

Team	Total Team	49	4		53	


 Dig	Rk	No	Name	Pos.	Digs	Faults	Receptions	Total Attempts	Avg. by set
	1	1	Vargas Arik Kaan Andres	L	5	8	18	31	1.00
2	7	Araya Alas Julián	OH	3	9	10	22	0.60	
-	2	Guido Sosa Deykell Alberto	OP	0	0	1	1		
-	4	González Monge Alejandro	S	0	2	1	3		
-	5	Córdoba Arias David Nassar	OP	0	1	5	6		
-	8	Vanega Romero Jeremy Antonio	MB	0	5	9	14		
-	9	Rodríguez Céspedes Keylor Josue	MB	0	2	0	2		
-	10	Guido Sosa Deyshawn Kenay	OH	0	0	0	0		
-	12	Obando Ventura Gabriel	S	0	5	10	15		
-	14	Wilson Vargas Sheydrian Alexander	MB	0	0	0	0		
-	15	Brown Rudolf Yulius Melvin	OP	0	1	5	6		
-	19	Grant Brown Stanley	OH	0	5	8	13		
Total Team					8	38	67	113	1.60


 Set	Rk	No	Name	Pos.	Running Sets	Faults	Still Sets	Total Attempts	Avg. by set
	1	12	Obando Ventura Gabriel	S	8	1	96	105	1.60
-	1	Vargas Arik Kaan Andres	L	0	0	10	10		
-	2	Guido Sosa Deykell Alberto	OP	0	0	0	0		
-	4	González Monge Alejandro	S	0	0	14	14		
-	5	Córdoba Arias David Nassar	OP	0	0	1	1		
-	7	Araya Alas Julián	OH	0	0	3	3		
-	8	Vanega Romero Jeremy Antonio	MB	0	1	2	3		
-	9	Rodríguez Céspedes Keylor Josue	MB	0	0	0	0		
-	10	Guido Sosa Deyshawn Kenay	OH	0	0	0	0		
-	14	Wilson Vargas Sheydrian Alexander	MB	0	0	0	0		
-	15	Brown Rudolf Yulius Melvin	OP	0	0	0	0		
-	19	Grant Brown Stanley	OH	0	0	1	1		
Total Team					8	2	127	137	1.60


 Reception Limit: 20.00%	Rk	No	Name	Pos.	Excellents	Faults	Serve Receptions	Total Attempts	Eff. %
	1	1	Vargas Arik Kaan Andres	L	8	0	21	29	27.59
2	19	Grant Brown Stanley	OH	3	0	24	27	11.11	
3	7	Araya Alas Julián	OH	3	3	20	26		
-	2	Guido Sosa Deykell Alberto	OP	0	0	0	0		
-	4	González Monge Alejandro	S	0	0	0	0		
-	5	Córdoba Arias David Nassar	OP	0	0	0	0		
-	8	Vanega Romero Jeremy Antonio	MB	0	0	0	0		
-	9	Rodríguez Céspedes Keylor Josue	MB	0	0	2	2		
-	10	Guido Sosa Deyshawn Kenay	OH	0	0	0	0		
-	12	Obando Ventura Gabriel	S	0	0	0	0		
-	14	Wilson Vargas Sheydrian Alexander	MB	0	0	0	0		
-	15	Brown Rudolf Yulius Melvin	OP	0	0	0	0		
Total Team					14	3	67	84	13.10



BIZ • Belize

 Attack Limit: 15.00%	Rk	No	Name	Pos.	Attacks	Faults	Shots	Total Attempts	Succ. %	
	1	6	Mejia Eleazar	OH	26	14	21	61	42.62	
	2	12	Musa Daniel	OP	9	6	14	29	31.03	
	3	2	Smith Preston	OH	11	13	15	39	28.21	
	-	3	Thomas Francis	MB	0	1	5	6		
	-	4	Garbutt David	OH	3	3	6	12		
	-	7	Requena Nicanor	S	0	0	0	0		
	-	8	Mahler Lawrence	OP	0	0	0	0		
	-	9	Richardson Brayden	S	1	1	4	6		
	-	10	Barber Michael	MB	3	0	6	9		
	-	11	Gill Daunte	L	0	0	0	0		
	-	14	Chaplin Zephaniah	MB	0	0	0	0		
	-	16	Sutherland Kyron	MB	0	0	0	0		
	Total Team					53	38	71	162	32.72

 Block	Rk	No	Name	Pos.	Kill Blocks	Faults	Rebounds	Total Attempts	Avg. by set	
	1	9	Richardson Brayden	S	4	2	5	11	0.80	
		12	Musa Daniel	OP	4	3	3	10	0.80	
	3	2	Smith Preston	OH	2	2	3	7	0.40	
		10	Barber Michael	MB	2	2	8	12	0.40	
	5	6	Mejia Eleazar	OH	1	3	1	5	0.20	
	-	3	Thomas Francis	MB	0	3	7	10		
	-	4	Garbutt David	OH	0	2	1	3		
	-	7	Requena Nicanor	S	0	0	0	0		
	-	8	Mahler Lawrence	OP	0	0	0	0		
	-	11	Gill Daunte	L	0	0	0	0		
	-	14	Chaplin Zephaniah	MB	0	0	0	0		
	-	16	Sutherland Kyron	MB	0	0	0	0		
	Total Team					13	17	28	58	2.60


 Serve	Rk	No	Name	Pos.	Aces	Faults	Serve Hits	Total Attempts	Avg. by set	
	1	6	Mejia Eleazar	OH	1	3	8	12	0.20	
		9	Richardson Brayden	S	1	2	18	21	0.20	
		12	Musa Daniel	OP	1	1	14	16	0.20	
	-	2	Smith Preston	OH	0	3	9	12		
	-	3	Thomas Francis	MB	0	1	16	17		
	-	4	Garbutt David	OH	0	2	1	3		
	-	7	Requena Nicanor	S	0	0	3	3		
	-	8	Mahler Lawrence	OP	0	0	2	2		
	-	10	Barber Michael	MB	0	2	10	12		
	-	11	Gill Daunte	L	0	0	0	0		
	-	14	Chaplin Zephaniah	MB	0	0	0	0		
	-	16	Sutherland Kyron	MB	0	0	0	0		
	Total Team					3	14	81	98	0.60


Team	Total Team	31	2		33
------	------------	----	---	--	----


MIKASA

MIKASA

MIKASA

 Dig	Rk	No	Name	Pos.	Digs	Faults	Receptions	Total Attempts	Avg. by set
	1	11	Gill Daunte	L	5	9	23	37	1.00
2	6	Mejia Eleazar	OH	2	4	8	14	0.40	
3	2	Smith Preston	OH	1	9	6	16	0.20	
-	3	Thomas Francis	MB	0	2	1	3		
-	4	Garbutt David	OH	0	1	1	2		
-	7	Requena Nicanor	S	0	0	1	1		
-	8	Mahler Lawrence	OP	0	0	1	1		
-	9	Richardson Brayden	S	0	6	9	15		
-	10	Barber Michael	MB	0	1	1	2		
-	12	Musa Daniel	OP	0	9	19	28		
-	14	Chaplin Zephaniah	MB	0	0	0	0		
-	16	Sutherland Kyron	MB	0	0	0	0		
Total Team					8	41	70	119	1.60

 Set	Rk	No	Name	Pos.	Running Sets	Faults	Still Sets	Total Attempts	Avg. by set
	1	9	Richardson Brayden	S	12	0	104	116	2.40
2	7	Requena Nicanor	S	2	0	12	14	0.40	
-	2	Smith Preston	OH	0	0	2	2		
-	3	Thomas Francis	MB	0	0	0	0		
-	4	Garbutt David	OH	0	0	0	0		
-	6	Mejia Eleazar	OH	0	1	4	5		
-	8	Mahler Lawrence	OP	0	0	5	5		
-	10	Barber Michael	MB	0	0	1	1		
-	11	Gill Daunte	L	0	0	6	6		
-	12	Musa Daniel	OP	0	0	6	6		
-	14	Chaplin Zephaniah	MB	0	0	0	0		
-	16	Sutherland Kyron	MB	0	0	0	0		
Total Team					14	1	140	155	2.80

 Reception	Rk	No	Name	Pos.	Excellents	Faults	Serve Receptions	Total Attempts	Eff. %
	1	11	Gill Daunte	L	13	0	34	47	27.66
2	6	Mejia Eleazar	OH	3	0	30	33	9.09	
-	2	Smith Preston	OH	4	2	14	20		
-	3	Thomas Francis	MB	0	0	0	0		
-	4	Garbutt David	OH	0	1	3	4		
-	7	Requena Nicanor	S	0	0	0	0		
-	8	Mahler Lawrence	OP	0	0	0	0		
-	9	Richardson Brayden	S	0	0	0	0		
-	10	Barber Michael	MB	0	0	1	1		
-	12	Musa Daniel	OP	0	0	0	0		
-	14	Chaplin Zephaniah	MB	0	0	0	0		
-	16	Sutherland Kyron	MB	0	0	0	0		
Total Team					20	3	82	105	16.19

Limit: 20.00%