

**Match:** 17    **Date:** 16/07/2023    **Spectators:** 100  
**City:** Habana  
**Hall:** Ciudad Deportiva  
**Match duration:** **Start:** 09:30    **End:** 10:59    **Total:** 1:29

Teams	Sets	1	2	3	4	5	Total
PER	3	26	25	25			76
CHI	0	24	11	22			57
<b>Duration:</b>		0:27	0:23	0:27			1:17


PER • Peru


		Rk	No	Name	Pos.	Attacks	Faults	Shots	Total Attempts	Succ. %		
Attack  Limit: 15.00%		1	2	Blanco Sebastian	OH	19	3	10	32	59.38		
		2	1	Vertiz Salgado Edgar	OH	8	2	4	14	57.14		
		3	18	Chicoma Flores Gerardo	OP	8	2	5	15	53.33		
		-	3	La Jara Santiago	MB	3	3	5	11			
		-	6	La Torre Uesugui Hiroshi	S	1	1	0	2			
		-	7	Gushiken Tsukida Adrian	S	0	0	0	0			
		-	10	Despaigne Leonel	OH	0	0	0	0			
		-	11	Bustamante Marcelo	S	1	0	0	1			
		-	12	Porras Balcazar Piero Alonso	OH	2	0	3	5			
		-	19	Lujan Flores Andrew	OP	3	0	3	6			
		-	21	Ñiquen León Luis Sebastian	MB	0	0	0	0			
		-	25	Moron Flores Jassir Antonio	L	0	0	0	0			
		<b>Total Team</b>						45	11	30	86	52.33


		Rk	No	Name	Pos.	Kill Blocks	Faults	Rebounds	Total Attempts	Avg. by set		
Block		1	19	Lujan Flores Andrew	OP	3	2	3	8	1.00		
		2	3	La Jara Santiago	MB	1	3	0	4	0.33		
		-	6	La Torre Uesugui Hiroshi	S	1	1	3	5	0.33		
		-	1	Vertiz Salgado Edgar	OH	0	2	2	4			
		-	2	Blanco Sebastian	OH	0	0	1	1			
		-	7	Gushiken Tsukida Adrian	S	0	0	0	0			
		-	10	Despaigne Leonel	OH	0	0	0	0			
		-	11	Bustamante Marcelo	S	0	1	1	2			
		-	12	Porras Balcazar Piero Alonso	OH	0	1	1	2			
		-	18	Chicoma Flores Gerardo	OP	0	0	1	1			
		-	21	Ñiquen León Luis Sebastian	MB	0	0	0	0			
		-	25	Moron Flores Jassir Antonio	L	0	0	0	0			
		<b>Total Team</b>						5	10	12	27	1.67

		Rk	No	Name	Pos.	Aces	Faults	Serve Hits	Total Attempts	Avg. by set		
Serve		1	2	Blanco Sebastian	OH	2	0	12	14	0.67		
		2	1	Vertiz Salgado Edgar	OH	1	1	8	10	0.33		
		-	3	La Jara Santiago	MB	0	1	6	7			
		-	6	La Torre Uesugui Hiroshi	S	0	2	11	13			
		-	7	Gushiken Tsukida Adrian	S	0	0	0	0			
		-	10	Despaigne Leonel	OH	0	0	0	0			
		-	11	Bustamante Marcelo	S	0	0	1	1			
		-	12	Porras Balcazar Piero Alonso	OH	0	0	1	1			
		-	18	Chicoma Flores Gerardo	OP	0	0	17	17			
		-	19	Lujan Flores Andrew	OP	0	1	10	11			
		-	21	Ñiquen León Luis Sebastian	MB	0	0	1	1			
		-	25	Moron Flores Jassir Antonio	L	0	0	0	0			
		<b>Total Team</b>						3	5	67	75	1.00

Team	Total Team	23	15		38	
	Total Team	23	15		38	

 Dig	Rk	No	Name	Pos.	Digs	Faults	Receptions	Total Attempts	Avg. by set
	1	25	Moron Flores Jassir Antonio	L	10	1	5	16	3.33
2	2	Blanco Sebastian	OH	9	1	4	14	3.00	
3	18	Chicoma Flores Gerardo	OP	5	1	1	7	1.67	
4	3	La Jara Santiago	MB	3	1	1	5	1.00	
	6	La Torre Uesugui Hiroshi	S	3	1	1	5	1.00	
	19	Lujan Flores Andrew	OP	3	0	0	3	1.00	
7	1	Vertiz Salgado Edgar	OH	2	2	1	5	0.67	
8	11	Bustamante Marcelo	S	1	0	0	1	0.33	
-	7	Gushiken Tsukida Adrian	S	0	0	0	0		
-	10	Despaigne Leonel	OH	0	0	0	0		
-	12	Porras Balcazar Piero Alonso	OH	0	1	0	1		
-	21	Ñiquen León Luis Sebastian	MB	0	0	0	0		
<b>Total Team</b>					36	8	13	57	12.00


 Set	Rk	No	Name	Pos.	Running Sets	Faults	Still Sets	Total Attempts	Avg. by set
	1	6	La Torre Uesugui Hiroshi	S	1	1	47	49	0.33
-	1	Vertiz Salgado Edgar	OH	0	0	1	1		
-	2	Blanco Sebastian	OH	0	0	1	1		
-	3	La Jara Santiago	MB	0	0	0	0		
-	7	Gushiken Tsukida Adrian	S	0	0	0	0		
-	10	Despaigne Leonel	OH	0	0	0	0		
-	11	Bustamante Marcelo	S	0	0	14	14		
-	12	Porras Balcazar Piero Alonso	OH	0	0	0	0		
-	18	Chicoma Flores Gerardo	OP	0	0	2	2		
-	19	Lujan Flores Andrew	OP	0	0	0	0		
-	21	Ñiquen León Luis Sebastian	MB	0	0	0	0		
-	25	Moron Flores Jassir Antonio	L	0	0	2	2		
<b>Total Team</b>					1	1	67	69	0.33

 Reception	Rk	No	Name	Pos.	Excellents	Faults	Serve Receptions	Total Attempts	Eff. %
	1	2	Blanco Sebastian	OH	11	0	1	12	91.67
2	25	Moron Flores Jassir Antonio	L	7	0	3	10	70.00	
3	1	Vertiz Salgado Edgar	OH	10	2	4	16	50.00	
-	3	La Jara Santiago	MB	0	0	1	1		
-	6	La Torre Uesugui Hiroshi	S	1	0	0	1		
-	7	Gushiken Tsukida Adrian	S	0	0	0	0		
-	10	Despaigne Leonel	OH	0	0	0	0		
-	11	Bustamante Marcelo	S	0	0	0	0		
-	12	Porras Balcazar Piero Alonso	OH	3	3	1	7		
-	18	Chicoma Flores Gerardo	OP	0	0	0	0		
-	19	Lujan Flores Andrew	OP	0	2	0	2		
-	21	Ñiquen León Luis Sebastian	MB	0	0	0	0		
<b>Total Team</b>					32	7	10	49	51.02

Limit: 20.00%




CHI • Chile



**Attack**


Limit: 15.00%

Rk	No	Name	Pos.	Attacks	Faults	Shots	Total Attempts	Succ. %
1	21	Fuentes Rafael	OH	12	2	13	27	44.44
2	7	Gei Ian	OP	9	9	9	27	33.33
-	1	Matus Francisco	S	0	0	0	0	
-	2	Espinoza Juan Pablo	S	0	0	0	0	
-	5	Valenzuela Felipe	OH	0	3	6	9	
-	6	Ruiz Josue	OH	3	0	6	9	
-	8	Daniel Carreño	OP	0	0	0	0	
-	9	Rafaeli Goran	MB	0	0	1	1	
-	11	Villarroel Esteban	MB	2	0	1	3	
-	13	Quidel Mansilla Juan Jose Antonio	L	0	0	0	0	
-	14	Urra Guillermo	MB	5	1	4	10	
-	15	San Martin Juan Jose	OH	2	2	1	5	
<b>Total Team</b>				33	17	41	91	36.26



**Block**

Rk	No	Name	Pos.	Kill Blocks	Faults	Rebounds	Total Attempts	Avg. by set
1	14	Urra Guillermo	MB	3	3	4	10	1.00
2	7	Gei Ian	OP	1	6	0	7	0.33
	15	San Martin Juan Jose	OH	1	1	0	2	0.33
	21	Fuentes Rafael	OH	1	0	1	2	0.33
-	1	Matus Francisco	S	0	4	1	5	
-	2	Espinoza Juan Pablo	S	0	0	0	0	
-	5	Valenzuela Felipe	OH	0	0	0	0	
-	6	Ruiz Josue	OH	0	2	0	2	
-	8	Daniel Carreño	OP	0	0	0	0	
-	9	Rafaeli Goran	MB	0	3	0	3	
-	11	Villarroel Esteban	MB	0	0	0	0	
-	13	Quidel Mansilla Juan Jose Antonio	L	0	0	0	0	
<b>Total Team</b>				6	19	6	31	2.00





**Serve**


Rk	No	Name	Pos.	Aces	Faults	Serve Hits	Total Attempts	Avg. by set
1	1	Matus Francisco	S	2	1	9	12	0.67
2	6	Ruiz Josue	OH	1	1	3	5	0.33
	7	Gei Ian	OP	1	3	5	9	0.33
	9	Rafaeli Goran	MB	1	0	7	8	0.33
	11	Villarroel Esteban	MB	1	0	4	5	0.33
	14	Urra Guillermo	MB	1	2	5	8	0.33
-	2	Espinoza Juan Pablo	S	0	0	0	0	
-	5	Valenzuela Felipe	OH	0	0	1	1	
-	8	Daniel Carreño	OP	0	0	0	0	
-	13	Quidel Mansilla Juan Jose Antonio	L	0	0	0	0	
-	15	San Martin Juan Jose	OH	0	1	3	4	
-	21	Fuentes Rafael	OH	0	1	5	6	
<b>Total Team</b>				7	9	42	58	2.33

**Team**

Total Team	11	14	25
------------	----	----	----

	Rk	No	Name	Pos.	Digs	Faults	Receptions	Total Attempts	Avg. by set
		1	1	Matus Francisco	S	5	1	0	6
		6	Ruiz Josue	OH	5	1	1	7	1.67
	3	21	Fuentes Rafael	OH	4	2	3	9	1.33
	4	7	Gei Ian	OP	3	2	7	12	1.00
	5	5	Valenzuela Felipe	OH	2	0	0	2	0.67
		13	Quidel Mansilla Juan Jose Antonio	L	2	5	2	9	0.67
		14	Urra Guillermo	MB	2	0	1	3	0.67
		15	San Martin Juan Jose	OH	2	0	0	2	0.67
	9	11	Villarroel Esteban	MB	1	2	0	3	0.33
	-	2	Espinoza Juan Pablo	S	0	0	0	0	
	-	8	Daniel Carreño	OP	0	0	0	0	
	-	9	Rafaeli Goran	MB	0	0	0	0	
<b>Total Team</b>					26	13	14	53	8.67

	Rk	No	Name	Pos.	Running Sets	Faults	Still Sets	Total Attempts	Avg. by set
		1	1	Matus Francisco	S	1	1	83	85
	-	2	Espinoza Juan Pablo	S	0	0	0	0	
	-	5	Valenzuela Felipe	OH	0	0	1	1	
	-	6	Ruiz Josue	OH	0	0	1	1	
	-	7	Gei Ian	OP	0	1	0	1	
	-	8	Daniel Carreño	OP	0	0	0	0	
	-	9	Rafaeli Goran	MB	0	0	0	0	
	-	11	Villarroel Esteban	MB	0	0	0	0	
	-	13	Quidel Mansilla Juan Jose Antonio	L	0	0	1	1	
	-	14	Urra Guillermo	MB	0	0	0	0	
	-	15	San Martin Juan Jose	OH	0	0	1	1	
	-	21	Fuentes Rafael	OH	0	0	2	2	
<b>Total Team</b>					1	2	89	92	0.33

	Rk	No	Name	Pos.	Excellents	Faults	Serve Receptions	Total Attempts	Eff. %
		1	13	Quidel Mansilla Juan Jose Antonio	L	24	2	7	33
	-	1	Matus Francisco	S	1	0	0	1	
	-	2	Espinoza Juan Pablo	S	1	0	0	1	
	-	5	Valenzuela Felipe	OH	6	0	2	8	
	-	6	Ruiz Josue	OH	6	0	6	12	
	-	7	Gei Ian	OP	0	0	0	0	
	-	8	Daniel Carreño	OP	0	0	0	0	
	-	9	Rafaeli Goran	MB	1	0	0	1	
	-	11	Villarroel Esteban	MB	0	0	0	0	
	-	14	Urra Guillermo	MB	0	0	0	0	
	-	15	San Martin Juan Jose	OH	1	0	4	5	
	-	21	Fuentes Rafael	OH	4	0	3	7	
<b>Total Team</b>					44	2	22	68	61.76

Limit: 20.00%