



Match: 2 **Date:** 16/09/2024 **Spectators:** 50
City: Paramaribo
Hall: National Indoor Stadium
Match duration: **Start:** 14:00 **End:** 16:45 **Total:** 2:45


Teams	Sets	1	2	3	4	5	Total
PER	2	25	23	21	26	11	106
GUA	3	22	25	25	24	15	111
Duration:		0:26	0:29	0:38	0:34	0:18	2:25

 PER • Peru

		Rk	No	Name	Pos.	Attacks	Faults	Shots	Total Attempts	Succ. %		
Attack		1	6	Despaigne Leonel	OH	34	8	20	62	54.84		
		-	1	Vertiz Salgado Edgar	OH	2	3	5	10			
		-	2	Ñiquen León Luis Sebastian	MB	6	0	3	9			
		-	5	Gushiken Tsukida Adrian	S	1	0	1	2			
		-	7	Miranda Guevara Jhusepy Pier	OP	0	1	0	1			
		-	8	Porras Balcazar Piero Alonso	OH	10	2	8	20			
		-	9	La Jara Del Aguila Joaquin	S	1	2	1	4			
		-	10	Plana Castro Vicente Arturo	MB	5	0	3	8			
		-	11	Chicoma Flores Gerardo	OH	8	8	4	20			
		-	12	Lujan Flores Andrew	MB	7	1	11	19			
		-	13	Cano Mayta Jorge Luis	L	0	0	0	0			
		-	14	Porcari Lino Giacomo	OH	1	0	1	2			
		Total Team						75	25	57	157	47.77

Limit: 15.00%


		Rk	No	Name	Pos.	Kill Blocks	Faults	Rebounds	Total Attempts	Avg. by set		
Block		1	2	Ñiquen León Luis Sebastian	MB	1	7	5	13	0.20		
		-	7	Miranda Guevara Jhusepy Pier	OP	1	0	1	2	0.20		
		-	8	Porras Balcazar Piero Alonso	OH	1	2	3	6	0.20		
		-	9	La Jara Del Aguila Joaquin	S	1	1	2	4	0.20		
		-	11	Chicoma Flores Gerardo	OH	1	0	4	5	0.20		
		-	12	Lujan Flores Andrew	MB	1	5	7	13	0.20		
		-	1	Vertiz Salgado Edgar	OH	0	1	0	1			
		-	5	Gushiken Tsukida Adrian	S	0	3	1	4			
		-	6	Despaigne Leonel	OH	0	4	0	4			
		-	10	Plana Castro Vicente Arturo	MB	0	1	3	4			
		-	13	Cano Mayta Jorge Luis	L	0	0	0	0			
		-	14	Porcari Lino Giacomo	OH	0	0	0	0			
		Total Team						6	24	26	56	1.20


		Rk	No	Name	Pos.	Aces	Faults	Serve Hits	Total Attempts	Avg. by set		
Serve		1	9	La Jara Del Aguila Joaquin	S	1	1	11	13	0.20		
		-	1	Vertiz Salgado Edgar	OH	0	0	5	5			
		-	2	Ñiquen León Luis Sebastian	MB	0	0	15	15			
		-	5	Gushiken Tsukida Adrian	S	0	1	7	8			
		-	6	Despaigne Leonel	OH	0	4	20	24			
		-	7	Miranda Guevara Jhusepy Pier	OP	0	0	0	0			
		-	8	Porras Balcazar Piero Alonso	OH	0	3	11	14			
		-	10	Plana Castro Vicente Arturo	MB	0	1	1	2			
		-	11	Chicoma Flores Gerardo	OH	0	2	4	6			
		-	12	Lujan Flores Andrew	MB	0	0	10	10			
		-	13	Cano Mayta Jorge Luis	L	0	0	0	0			
		-	14	Porcari Lino Giacomo	OH	0	0	10	10			
		Total Team						1	12	94	107	0.20

Team	Total Team	Aces	Faults	Serve Hits	Total Attempts	Avg. by set
	Total Team	24	16		40	

P-3 Match players ranking




 Dig	Rk	No	Name	Pos.	Digs	Faults	Receptions	Total Attempts	Avg. by set
	1	13	Cano Mayta Jorge Luis	L	18	7	0	25	3.60
	2	6	Despaigne Leonel	OH	17	1	1	19	3.40
	3	8	Porras Balcazar Piero Alonso	OH	9	2	0	11	1.80
	4	12	Lujan Flores Andrew	MB	6	4	1	11	1.20
	5	5	Gushiken Tsukida Adrian	S	5	3	0	8	1.00
	11		Chicoma Flores Gerardo	OH	5	2	0	7	1.00
	7	1	Vertiz Salgado Edgar	OH	4	1	0	5	0.80
	8	9	La Jara Del Aguila Joaquin	S	3	2	0	5	0.60
	9	2	Ñiquen León Luis Sebastian	MB	2	3	0	5	0.40
10	14	Porcari Lino Giacomo	OH	1	2	0	3	0.20	
-	7	Miranda Guevara Jhusepy Pier	OP	0	1	0	1		
-	10	Plana Castro Vicente Arturo	MB	0	0	0	0		
Total Team					70	28	2	100	14.00

 Set	Rk	No	Name	Pos.	Running Sets	Faults	Still Sets	Total Attempts	Avg. by set	
	1	9	La Jara Del Aguila Joaquin	S	8	1	72	81	1.60	
	2	5	Gushiken Tsukida Adrian	S	6	2	47	55	1.20	
	3	8	Porras Balcazar Piero Alonso	OH	1	0	2	3	0.20	
	-	1	Vertiz Salgado Edgar	OH	0	0	2	2		
	-	2	Ñiquen León Luis Sebastian	MB	0	0	0	0		
	-	6	Despaigne Leonel	OH	0	0	3	3		
	-	7	Miranda Guevara Jhusepy Pier	OP	0	0	0	0		
	-	10	Plana Castro Vicente Arturo	MB	0	0	1	1		
	-	11	Chicoma Flores Gerardo	OH	0	0	1	1		
	-	12	Lujan Flores Andrew	MB	0	0	4	4		
	-	13	Cano Mayta Jorge Luis	L	0	0	5	5		
	-	14	Porcari Lino Giacomo	OH	0	0	1	1		
	Total Team					15	3	138	156	3.00

 Reception Limit: 20.00%	Rk	No	Name	Pos.	Excellents	Faults	Serve Receptions	Total Attempts	Eff. %	
	1	6	Despaigne Leonel	OH	10	1	18	29	31.03	
	2	8	Porras Balcazar Piero Alonso	OH	9	1	16	26	30.77	
	3	13	Cano Mayta Jorge Luis	L	5	0	22	27	18.52	
	-	1	Vertiz Salgado Edgar	OH	5	0	4	9		
	-	2	Ñiquen León Luis Sebastian	MB	0	0	0	0		
	-	5	Gushiken Tsukida Adrian	S	0	0	0	0		
	-	7	Miranda Guevara Jhusepy Pier	OP	0	0	0	0		
	-	9	La Jara Del Aguila Joaquin	S	0	0	1	1		
	-	10	Plana Castro Vicente Arturo	MB	0	0	0	0		
	-	11	Chicoma Flores Gerardo	OH	0	0	0	0		
	-	12	Lujan Flores Andrew	MB	0	1	1	2		
	-	14	Porcari Lino Giacomo	OH	1	0	2	3		
	Total Team					30	3	64	97	27.84





GUA • Guatemala

		Rk	No	Name	Pos.	Attacks	Faults	Shots	Total Attempts	Succ. %	
 <p>Attack</p> <p>Limit: 15.00%</p>	1	1	Perez Alvarado Jose Pablo	OP	21	4	19	44	47.73		
	2	4	Zavala Sical Yeferson Jose	OH	14	5	18	37	37.84		
	3	5	Recinos Sandoval Roberto Carlos	OH	10	3	21	34	29.41		
	-	8	Ralon Bolaños Daniel Alejandro	S	0	1	2	3			
	-	9	Delgado Archila Daniel Fernando	OH	0	0	0	0			
	-	10	Carmona Aguilar Julián Gerardo	OH	1	0	1	2			
	-	11	Hernandez Montenegro Adolfo Andres	MB	0	0	0	0			
	-	12	Rivas Morales Adolfo Ariel	S	0	0	0	0			
	-	13	Duran Flores Jerry Jareth	OP	0	0	0	0			
	-	16	Gonzalez Mendez Josue Fernando	L	0	0	0	0			
	-	17	Samayoa Rizzo José Luis	MB	8	0	6	14			
	-	18	Alvarez López Christian Saúl	MB	11	1	6	18			
	Total Team						65	14	73	152	42.76
	 <p>Block</p>	Rk	No	Name	Pos.	Kill Blocks	Faults	Rebounds	Total Attempts	Avg. by set	
		1	1	Perez Alvarado Jose Pablo	OP	5	4	5	14	1.00	
		2	17	Samayoa Rizzo José Luis	MB	3	12	8	23	0.60	
		3	8	Ralon Bolaños Daniel Alejandro	S	2	5	3	10	0.40	
		4	4	Zavala Sical Yeferson Jose	OH	1	2	1	4	0.20	
5		5	Recinos Sandoval Roberto Carlos	OH	1	1	1	3	0.20		
10		10	Carmona Aguilar Julián Gerardo	OH	1	0	2	3	0.20		
-		9	Delgado Archila Daniel Fernando	OH	0	0	0	0			
-		11	Hernandez Montenegro Adolfo Andres	MB	0	0	0	0			
-		12	Rivas Morales Adolfo Ariel	S	0	0	0	0			
-		13	Duran Flores Jerry Jareth	OP	0	0	0	0			
-		16	Gonzalez Mendez Josue Fernando	L	0	0	0	0			
-		18	Alvarez López Christian Saúl	MB	0	6	4	10			
Total Team						13	30	24	67	2.60	
 <p>Serve</p>		Rk	No	Name	Pos.	Aces	Faults	Serve Hits	Total Attempts	Avg. by set	
		1	1	Perez Alvarado Jose Pablo	OP	1	4	13	18	0.20	
		10	10	Carmona Aguilar Julián Gerardo	OH	1	0	6	7	0.20	
		17	17	Samayoa Rizzo José Luis	MB	1	2	6	9	0.20	
	-	4	Zavala Sical Yeferson Jose	OH	0	2	16	18			
	-	5	Recinos Sandoval Roberto Carlos	OH	0	0	15	15			
	-	8	Ralon Bolaños Daniel Alejandro	S	0	2	24	26			
	-	9	Delgado Archila Daniel Fernando	OH	0	1	1	2			
	-	11	Hernandez Montenegro Adolfo Andres	MB	0	0	0	0			
	-	12	Rivas Morales Adolfo Ariel	S	0	0	3	3			
	-	13	Duran Flores Jerry Jareth	OP	0	0	0	0			
	-	16	Gonzalez Mendez Josue Fernando	L	0	0	0	0			
	-	18	Alvarez López Christian Saúl	MB	0	2	10	12			
	Total Team						3	13	94	110	0.60
	Team	Total Team					30	19		49	

P-3 Match players ranking

		Rk	No	Name	Pos.	Digs	Faults	Receptions	Total Attempts	Avg. by set
1	16	Gonzalez Mendez Josue Fernando	L	17	9	0	26	3.40		
2	1	Perez Alvarado Jose Pablo	OP	15	8	3	26	3.00		
3	4	Zavala Sical Yeferson Jose	OH	8	1	0	9	1.60		
4	8	Ralon Bolaños Daniel Alejandro	S	7	3	1	11	1.40		
5	5	Recinos Sandoval Roberto Carlos	OH	4	3	1	8	0.80		
6	17	Samayoa Rizzo José Luis	MB	3	1	0	4	0.60		
18		Alvarez López Christian Saúl	MB	3	1	0	4	0.60		
8	10	Carmona Aguilar Julián Gerardo	OH	2	0	1	3	0.40		
-	9	Delgado Archila Daniel Fernando	OH	0	1	0	1			
-	11	Hernandez Montenegro Adolfo Andres	MB	0	0	0	0			
-	12	Rivas Morales Adolfo Ariel	S	0	0	0	0			
-	13	Duran Flores Jerry Jareth	OP	0	0	0	0			
Total Team						59	27	6	92	11.80

		Rk	No	Name	Pos.	Running Sets	Faults	Still Sets	Total Attempts	Avg. by set
1	8	Ralon Bolaños Daniel Alejandro	S	15	2	114	131	3.00		
-	1	Perez Alvarado Jose Pablo	OP	0	0	2	2			
-	4	Zavala Sical Yeferson Jose	OH	0	0	3	3			
-	5	Recinos Sandoval Roberto Carlos	OH	0	0	2	2			
-	9	Delgado Archila Daniel Fernando	OH	0	0	0	0			
-	10	Carmona Aguilar Julián Gerardo	OH	0	0	0	0			
-	11	Hernandez Montenegro Adolfo Andres	MB	0	0	0	0			
-	12	Rivas Morales Adolfo Ariel	S	0	0	0	0			
-	13	Duran Flores Jerry Jareth	OP	0	0	0	0			
-	16	Gonzalez Mendez Josue Fernando	L	0	0	9	9			
-	17	Samayoa Rizzo José Luis	MB	0	0	1	1			
-	18	Alvarez López Christian Saúl	MB	0	0	1	1			
Total Team						15	2	132	149	3.00

		Rk	No	Name	Pos.	Excellents	Faults	Serve Receptions	Total Attempts	Eff. %
1	5	Recinos Sandoval Roberto Carlos	OH	7	0	13	20	35.00		
2	4	Zavala Sical Yeferson Jose	OH	8	0	21	29	27.59		
3	16	Gonzalez Mendez Josue Fernando	L	9	0	28	37	24.32		
-	1	Perez Alvarado Jose Pablo	OP	0	1	0	1			
-	8	Ralon Bolaños Daniel Alejandro	S	0	0	1	1			
-	9	Delgado Archila Daniel Fernando	OH	0	0	0	0			
-	10	Carmona Aguilar Julián Gerardo	OH	1	0	5	6			
-	11	Hernandez Montenegro Adolfo Andres	MB	0	0	0	0			
-	12	Rivas Morales Adolfo Ariel	S	0	0	0	0			
-	13	Duran Flores Jerry Jareth	OP	0	0	0	0			
-	17	Samayoa Rizzo José Luis	MB	0	0	0	0			
-	18	Alvarez López Christian Saúl	MB	0	0	1	1			
Total Team						25	1	69	95	25.26

Limit: 20.00%