



CAZOVA U19
BOYS AND GIRLS VOLLEYBALL
CHAMPIONSHIPS
JAMAICA 2024

U19 BOYS ZONAL CHAMPIONSHIP

POOL A



JAM



ARU



ISV

POOL B



CAY



BAR



TTO



Mikasa



JAMAICA



Final Bulletin

3rd of August 2024

9

FINAL STANDING


1.  Barbados
2.  Trinidad and Tobago
3.  Virgin Islands, U.S.
4.  Jamaica
5.  Aruba
6.  Cayman Islands



MVP
KADEN HOYTE
17



Best Spiker 1st
MICHAEL BURKETT
#12




Best Spiker 2nd
KADEN HOYTE
#17



Best Blocker 1st
NICHOLAS GRITFFITH
#11



Best Bloker 2nd
JOSHUA AUBOINE
#6




Best Receiver
RAYON DICKSON
#2




Best Server
LOGAN ROGERS
#6




Best Digger
DOMINIC DURANT
#9



Best Setter
GABRIEL ROSA
#13



Best Opposite
LOGAN ROGERS
#6



Best Scorer
MICHAEL BURKETT
#12



Best Libero
A'JAHNAI MERCHANT
#2

MATCHES RESULTS

Pool A

No	Date	Teams	Set	Result per set (points)					Total Points	Duration	Spectators
				1	2	3	4	5			
1	27-Jul-2024	JAM - ARU	3-0	25-21	25-22	25-20			75-63	2:08	
2	28-Jul-2024	ARU - ISV	0-3	20-25	22-25	18-25			60-75	1:29	
5	29-Jul-2024	JAM - ISV	3-2	23-25	25-22	24-26	25-20	15-11	112-104	2:54	

Pool B

No	Date	Teams	Set	Result per set (points)					Total Points	Duration	Spectators
				1	2	3	4	5			
3	28-Jul-2024	CAY - TTO	1-3	18-25	13-25	26-24	20-25		77-99	2:09	
4	29-Jul-2024	BAR - TTO	1-3	22-25	26-24	24-26	22-25		94-100	2:02	
6	30-Jul-2024	CAY - BAR	0-3	9-25	19-25	19-25			47-75	23:26	

Quarterfinals

No	Date	Teams	Set	Result per set (points)					Total Points	Duration	Spectators
				1	2	3	4	5			
7	31-Jul-2024	CAY - ISV	0-3	14-25	21-25	21-25			56-75	1:14	
8	31-Jul-2024	BAR - ARU	3-0	25-9	25-11	25-8			75-28	23:05	

Final 5-6

No	Date	Teams	Set	Result per set (points)					Total Points	Duration	Spectators
				1	2	3	4	5			
9	01-Aug-2024	CAY - ARU	1-3	19-25	25-20	20-25	18-25		82-95	1:59	

Semifinals

No	Date	Teams	Set	Result per set (points)					Total Points	Duration	Spectators
				1	2	3	4	5			
10	02-Aug-2024	TTO - ISV	3-0	25-23	25-21	25-22			75-66	1:27	
11	02-Aug-2024	BAR - JAM	3-0	25-20	25-21	25-13			75-54	13:49	

Final 3-4

No	Date	Teams	Set	Result per set (points)					Total Points	Duration	Spectators
				1	2	3	4	5			
12	03-Aug-2024	ISV - JAM	3-2	19-25	25-23	22-25	25-16	15-9	106-98	2:11	

Final 1-2

No	Date	Teams	Set	Result per set (points)					Total Points	Duration	Spectators
				1	2	3	4	5			
13	03-Aug-2024	TTO - BAR	2-3	25-20	26-24	21-25	22-25	12-15	106-109	2:18	

TEAM RANKING

Pool A

Rk	Code	Team	Matches				Pts	Results details							Sets			Points		
			W	L	T			3-0	3-1	3-2	2-3	1-3	0-3	W	L	Ratio	W	L	Ratio	
1	JAM	Jamaica	2	0	2	8	1	0	1	0	0	0	6	2	3.000	187	167	1.119		
2	ISV	Virgin Islands, U.S.	1	1	2	7	1	0	0	1	0	0	5	3	1.666	179	172	1.040		
3	ARU	Aruba	0	2	2	0	0	0	0	0	2	0	6	0.000	123	150	0.820			

Pool B

Rk	Code	Team	Matches				Pts	Results details							Sets			Points		
			W	L	T			3-0	3-1	3-2	2-3	1-3	0-3	W	L	Ratio	W	L	Ratio	
1	TTO	Trinidad and Tobago	2	0	2	8	0	2	0	0	0	0	6	2	3.000	199	171	1.163		
2	BAR	Barbados	1	1	2	6	1	0	0	0	1	0	4	3	1.333	169	147	1.149		
3	CAY	Cayman Islands	0	2	2	1	0	0	0	0	1	1	1	6	0.166	124	174	0.712		



2024 CAZOVA U19 Men CHAMPIONSHIP



[P-2] Match result
Final 3-4 (Places 3 and 4)

Match: 12 **Date:** 03/08/2024 **Spectators:**
City: Kingston
Hall: GC Foster College of Physical Education and Sports
Match duration: **Start:** 14:12 **End:** 16:11 **Total:** 1:59

Teams	Sets	1	2	3	4	5	Total
ISV	3	19	25	22	25	15	106
JAM	2	25	23	25	16	9	98
Duration:		0:19	0:26	0:23	0:24	0:15	1:47

Referees: 1st: Sheldon Sandiford (TTO) 2nd: Kyle Maxwell (BAR)

ISV - Virgin Islands, U.S.													
No	Name	Pos.	Line-up					Points by set					T.
			1	2	3	4	5	1	2	3	4	5	
1	Kymani	OH	4	6	5	6	5	1	4	1	2	2	10
2	Merchant (L)	L	L	L	L	L							
3	Letang (L)	L	L	L	L								
4	Sommer	OH	11										
5	Brown	MB	1	3	2	3	2	3	7	4	8	5	27
6	Rogers	OP	3	5	4	5	4	4	4	1	5	1	15
7	Toussaint	MB		11	3	4	3				1	1	2
9	Anderson	OH	5	1	6	1	6	4	1	2			7
10	Rojas	OP											
11	Swanston	OH	2	4				2					2
13	Rosa (C)	S	6	2	1	2	1	1	2	2			5

Coach:
Assistant:

JAM - Jamaica													
No	Name	Pos.	Line-up					Points by set					T.
			1	2	3	4	5	1	2	3	4	5	
1	Davis	MB	1	6	1	6	1	1	1	1			3
2	Jones (C)	S	2	1	2	1	2	1	1	4		1	7
3	Doeman	OP			5					2			2
4	Douglas	OP			3	4				1			1
5	Softley	OH	3	2		10	3	1		2			3
6	Auboine	MB	4	3	4	3	4	4	1	2	2		9
7	Sterling	OH		5									
8	Gordon	S				2							
9	Batchelor (L)	L	L	L	L	L	L						
10	Ferron	OH	5	4	3	2	5	2	3	3		1	9
11	Watson	OH	6	5	6	5	6	4	7	4	3	3	21

Coach: Adrian Ramdeen
Assistant: James Adrian

TEAMS AND PLAYERS PERFORMANCES

Won Points	Total Atts	No Name
50	122	Total Team
24	43	5 Brown
10	26	6 Rogers
8	24	1 Kymani
4	25	Total Team
1	3	5 Brown
1	1	6 Rogers
1	6	7 Toussaint
14	106	Total Team
4	17	6 Rogers
4	27	13 Rosa
2	20	1 Kymani
38		Total Team
106	253	Total Team

27	59	5 Brown
15	44	6 Rogers
10	45	1 Kymani

Scoring Skills	Won Points	Total Atts	No Name
Attack	44	115	Total Team
	21	40	11 Watson
	7	17	6 Auboine
	7	16	10 Ferron
Block	4	26	Total Team
	3	5	2 Jones
	1	6	6 Auboine
	0	6	1 Davis
Serve	7	98	Total Team
	2	18	2 Jones
	2	15	10 Ferron
	1	7	4 Douglas
Opp. error	43		Total Team
Total	98	239	Total Team

Best scorers	Won Points	Total Atts	No Name
	21	60	11 Watson
	9	39	6 Auboine
	9	39	10 Ferron

■ Starting line-up with position Atts = Attempts (C) = Captain MB = Middle blocker S = Setter
 □ Substitute with shirt number Opp. = Opponent (L) / L = Libero OP = Opposite OH = Outside Hitter





2024 CAZOVA U19 Men CHAMPIONSHIP



[P-2] Match result
Final 1-2 (Places 1 and 2)

Match: 13 **Date:** 03/08/2024 **Spectators:**
City: Kingston
Hall: GC Foster College of Physical Education and Sports
Match duration: **Start:** 16:52 **End:** 19:00 **Total:** 2:08

Teams	Sets	1	2	3	4	5	Total
TTO	2	25	26	21	22	12	106
BAR	3	20	24	25	25	15	109
Duration:		0:22	0:28	0:26	0:22	0:18	1:56

Referees: 1st: Kirt Williams (ISV) 2nd: Errol White (JAM)

TTO - Trinidad and Tobago													
No	Name	Pos.	Line-up					Points by set					T.
			1	2	3	4	5	1	2	3	4	5	
1	George	MB	5	5	5	5	5	1	1	1			3
2	Dickson (L)	L	L	L	L	L							
3	Jankey	S	3	3	3	3	3		1			1	2
4	Sparks	OP	8	8	6	6							
5	Morrison	OH											
6	JAMES	OP											
7	Singh	MB	2	2	2	2	2	3	3	3	2	11	
8	MC CLASHIE	OH	6	6	6		11	2	1			3	
9	CASTAGNE-HAY	OH		1									
10	Prince	OH											
11	Morrison	OH	1	1	1	1	1	2	4	2	2	10	
12	Burkette	OH	4	4	4	4	4	7	17	6	11	5	46

Coach: CURTIS BURKETT
Assistant: PERSAUD JOSHUA

BAR - Barbados													
No	Name	Pos.	Line-up					Points by set					T.
			1	2	3	4	5	1	2	3	4	5	
1	Thomas (L)	L	L	L	L	L							
3	Francis	OP	5	6	6	6	6	4	5	5	8	7	29
4	Kyle	S											
5	Korey	OH											
7	Jones	S	2	3	3	3	3	1	1	1	1	2	6
8	Justin	MB	4	5	5	5	5		3	1	1	1	6
9	Dominic	OH	6	1	1	1	1	2	3	1	2	1	9
10	Holder	OH	17	3	3	3							
11	Nicholas	MB	1	2	2	2	2	2	2		1	1	6
12	David	MB											
16	Farnum	MB											
17	Hoyte	OH	3	4	4	4	4	3	2	6	4	3	18

Coach: John Stuart
Assistant: Oxley Elwyn

TEAMS AND PLAYERS PERFORMANCES

Won Points	Total Atts	No	Name	Scoring Skills	Won Points	Total Atts	No	Name
64	157	Total Team		Attack	65	148	Total Team	
45	93	12	Burkette		28	41	3	Francis
8	21	11	Morrison		17	49	17	Hoyte
7	16	7	Singh		8	27	9	Dominic
7	36	Total Team		Block	7	44	Total Team	
4	14	7	Singh		3	10	8	Justin
2	9	1	George		1	5	3	Francis
1	4	11	Morrison		1	10	7	Jones
4	106	Total Team		Serve	2	108	Total Team	
1	11	1	George		1	19	7	Jones
1	19	3	Jankey		1	19	8	Justin
1	26	11	Morrison		0	0	1	Thomas
31		Total Team		Opp. error	34		Total Team	
106	299	Total Team			108	300	Total Team	
				Best scorers				
46	116	12	Burkette		29	59	3	Francis
11	45	7	Singh		18	79	17	Hoyte
10	51	11	Morrison		9	49	9	Dominic

■ Starting line-up with position Atts = Attempts (C) = Captain MB = Middle blocker S = Setter
 □ Substitute with shirt number Opp. = Opponent (L) / L = Libero OP = Opposite OH = Outside Hitter



P-5 Players ranking by skills

All matches



Best Scorers

Rk	No	Name	Pos.	Team	Attack	Block	Serve	Total
1	12	Burkett Michael	OH	TTO	105	8	11	124
2	6	Rogers Logan	OP	ISV	62	4	19	85
3	5	Brown Jared	MB	ISV	73	2	3	78
4	17	Hoyte Kaden	OH	BAR	57	4	7	68
5	3	Francis Isaiah	OP	BAR	53	7	2	62
6	11	Watson Nicholas	OH	JAM	51	0	2	53
7	9	Anderson Armani	OH	ISV	30	5	6	41
8	9	Durant Dominic	OH	BAR	28	6	4	38
	11	Russell-Griffith Nicholas	MB	BAR	28	8	2	38
10	14	Lynee Dylan	OH	CAY	30	1	5	36
	11	Morrison Jerome	OH	TTO	31	3	2	36
12	5	Softley Ithran	OH	JAM	25	2	7	34
13	2	Coutinho Thelion Jahim	S	ARU	20	2	10	32
14	7	Jones Sergio	S	BAR	13	3	15	31
	7	Singh Levi	MB	TTO	24	6	1	31
16	2	Jones Toshiro	S	JAM	8	9	12	29
17	8	Alleyne Justin	MB	BAR	14	6	7	27
	10	Nyssonen Samuel	MB	CAY	19	4	4	27
	1	Greenidge Kymani	OH	ISV	24	0	3	27
20	6	Auboine Joshua	MB	JAM	19	5	2	26
21	13	Rosa Gabriel	S	ISV	10	4	10	24
22	6	Hoepelman Joshua Jermaine	OH	ARU	10	4	9	23
	10	Ferron Malik	OH	JAM	16	1	6	23
24	9	Duty William	OH	CAY	17	2	3	22
	1	Davis Jordyn-Rhys	MB	JAM	17	2	3	22
	1	George Kanye	MB	TTO	12	7	3	22
27	9	Serna Tabares Kevin	OH	ARU	12	1	1	14
	10	Bisslik Ryel	OH	ARU	8	1	5	14
	3	Chin Jr. Anthony	OH	CAY	10	1	3	14
30	4	Colina Jerson	OH	ARU	6	2	5	13
	8	Mitchell Victor Antonio	MB	ARU	7	4	2	13
32	11	Swanston Zamouy	OH	ISV	8	2	2	12
	3	Jankey Josiah	S	TTO	8	1	3	12
34	8	Hammad Noah	S	CAY	8	1	2	11
35	4	Loten Denoy	MB	CAY	2	5	3	10
	4	Sparks Darion	OP	TTO	9	0	1	10
37	22	Lewis David	MB	CAY	3	3	1	7
38	5	Webster Korey	OH	BAR	5	0	1	6
	7	Toussaint Earl	MB	ISV	3	3	0	6
40	7	Kee Shane	S	CAY	2	1	2	5
	6	JAMES TARIQ	OP	TTO	3	2	0	5
42	21	Membreño Rayden	MB	CAY	1	1	2	4
	4	Sommer Cole	OH	ISV	2	0	2	4
	3	Doeman Renaldo	OP	JAM	3	0	1	4
45	10	Rojas Aden	OP	ISV	3	0	0	3
	8	MC CLASHIE KUERON	OH	TTO	3	0	0	3
47	12	Humphrey David	MB	BAR	2	0	0	2
	16	Farnum Nakari	MB	BAR	0	2	0	2
	2	Abat Ezekiel	OP	CAY	1	0	1	2
	4	Douglas David	OP	JAM	0	0	2	2
Total tournament					906	135	198	1,239

P-5 Players ranking by skills

All matches



Best Attackers

Limit: 15.00%

Rk	No	Name	Pos.	Team	Attacks	Faults	Shots	Total Attempts	Succ. %
1	5	Brown Jared	MB	ISV	73	28	46	147	49.66
2	12	Burkett Michael	OH	TTO	105	29	94	228	46.05
3	17	Hoyte Kaden	OH	BAR	57	29	54	140	40.71
4	6	Rogers Logan	OP	ISV	62	42	62	166	37.35
5	10	Nyssonson Samuel	MB	CAY	19	17	21	57	33.33
6	14	Lynsee Dylan	OH	CAY	30	37	42	109	27.52
7	9	Duty William	OH	CAY	17	17	28	62	27.42
8	9	Serna Tabares Kevin	OH	ARU	12	18	14	44	27.27
9	2	Coutinho Thelion Jahim	S	ARU	20	17	43	80	25.00
10	6	Hoepelman Joshua Jermaine	OH	ARU	10	17	21	48	20.83
Total tournament					906	562	924	2,392	37.88



Best Blockers

Rk	No	Name	Pos.	Team	Kill Blocks	Faults	Rebounds	Total Attempts	Avg. by set
1	2	Jones Toshiro	S	JAM	9	7	2	18	0.69
2	11	Russell-Griffith Nicholas	MB	BAR	8	21	8	37	0.50
	12	Burkett Michael	OH	TTO	8	4	1	13	0.50
4	3	Francis Isaiah	OP	BAR	7	14	4	25	0.44
	1	George Kanye	MB	TTO	7	18	9	34	0.44
6	9	Anderson Armani	OH	ISV	5	20	3	28	0.38
	6	Auboine Joshua	MB	JAM	5	10	4	19	0.38
8	8	Alleyne Justin	MB	BAR	6	10	5	21	0.38
	9	Durant Dominic	OH	BAR	6	5	2	13	0.38
	7	Singh Levi	MB	TTO	6	17	10	33	0.38
Total tournament					135	314	143	592	1.41



Best Servers

Rk	No	Name	Pos.	Team	Aces	Faults	Serve Hits	Total Attempts	Avg. by set
1	6	Rogers Logan	OP	ISV	19	15	52	86	1.46
2	7	Jones Sergio	S	BAR	15	6	67	88	0.94
3	2	Jones Toshiro	S	JAM	12	8	54	74	0.92
4	13	Rosa Gabriel	S	ISV	10	10	64	84	0.77
5	12	Burkett Michael	OH	TTO	11	10	57	78	0.69
6	2	Coutinho Thelion Jahim	S	ARU	10	5	38	53	0.63
7	6	Hoepelman Joshua Jermaine	OH	ARU	9	5	34	48	0.56
8	5	Softley Ithran	OH	JAM	7	12	27	46	0.54
9	9	Anderson Armani	OH	ISV	6	8	49	63	0.46
	10	Ferron Malik	OH	JAM	6	9	26	41	0.46
Total tournament					198	274	1,605	2,077	2.06

[P-5] Players ranking by skills

All matches



Best Diggers

Rk	No	Name	Pos.	Team	Digs	Faults	Receptions	Total Attempts	Avg. by set
1	9	Durant Dominic	OH	BAR	42	8	12	62	2.63
2	2	Dickson Rayon	L	TTO	41	16	11	68	2.56
3	5	Brown Jared	MB	ISV	28	10	7	45	2.15
4	12	Burkett Michael	OH	TTO	34	16	6	56	2.13
5	11	Watson Nicholas	OH	JAM	27	8	5	40	2.08
6	1	Thomas Zordan	L	BAR	32	10	15	57	2.00
	1	Greenidge Kymani	OH	ISV	26	5	8	39	2.00
	6	Rogers Logan	OP	ISV	26	6	8	40	2.00
9	9	Batchelor Schillachi	L	JAM	25	11	11	47	1.92
10	11	Morrison Jerome	OH	TTO	28	15	6	49	1.75
Total tournament					703	306	296	1,305	7.32



Best Setters

Rk	No	Name	Pos.	Team	Running Sets	Faults	Still Sets	Total Attempts	Avg. by set
1	2	Jones Toshiro	S	JAM	62	17	209	288	4.77
2	13	Rosa Gabriel	S	ISV	57	10	336	403	4.38
3	7	Jones Sergio	S	BAR	28	13	305	346	1.75
4	3	Jankey Josiah	S	TTO	27	13	345	385	1.69
5	7	Kee Shane	S	CAY	19	6	69	94	1.36
6	8	Hammad Noah	S	CAY	13	12	158	183	0.93
7	2	Coutinho Thelion Jahim	S	ARU	13	8	108	129	0.81
8	6	Hoepelman Joshua Jermaine	OH	ARU	4	13	72	89	0.25
9	8	Gordon Ajani	S	JAM	3	0	11	14	0.23
10	3	Francis Isaiah	OP	BAR	3	1	22	26	0.19
Total tournament					237	113	1,900	2,250	2.47



Best Receivers

Limit: 20.00%

Rk	No	Name	Pos.	Team	Excellents	Faults	Serve Receptions	Total Attempts	Eff. %
1	14	Lynsee Dylan	OH	CAY	28	5	58	91	25.27
2	9	Duty William	OH	CAY	14	4	39	57	17.54
3	2	Dickson Rayon	L	TTO	25	3	110	138	15.94
4	3	Maduro Jayden	L	ARU	13	7	53	73	8.22
5	12	McCook Rayon	L	CAY	17	15	64	96	2.08
N/A	9	Serna Tabares Kevin	OH	ARU	9	9	33	51	
	2	Coutinho Thelion Jahim	S	ARU	6	2	35	43	
	4	Colina Jerson	OH	ARU	4	0	18	22	
	6	Hoepelman Joshua Jermaine	OH	ARU	2	8	32	42	
	8	Mitchell Victor Antonio	MB	ARU	0	0	1	1	
Total tournament					307	132	1,298	1,737	10.07

P-5 Players ranking by skills

All matches



Best Liberos

Rk	No	Name	Pos.	Team	Excellents	Faults	In Play	Total Attempts	Avg. by set
1	2	Dickson Rayon	L	TTO	66	19	121	206	4.13
2	9	Batchelor Schillachi	L	JAM	43	25	83	151	3.31
3	1	Thomas Zordan	L	BAR	45	14	109	168	2.81
4	2	Merchant A'jahnai	L	ISV	33	15	69	117	2.54
5	12	McCook Rayon	L	CAY	28	25	71	124	2.00
6	3	Maduro Jayden	L	ARU	21	17	62	100	1.31
N/A	3	Letang Sahid	L	ISV	15	6	33	54	
Total tournament					251	121	548	920	2.61

P-6 Teams ranking by skills

All matches



Best Scorers

Rk	Team	Attack	Block	Serve	Total
1	TTO Trinidad and Tobago	396	63	59	518
2	JAM Aruba	354	39	80	473
3	CAY Cayman Islands	93	19	26	138
4	ARU Jamaica	63	14	33	110
Total tournament		906	135	198	1,239



Best Attackers

Limit: 15.00%

Rk	Team	Attacks	Faults	Shots	Total Attempts	Succ. %
1	TTO Trinidad and Tobago	396	182	347	925	42.81
2	JAM Aruba	354	196	320	870	40.69
3	CAY Cayman Islands	93	103	136	332	28.01
4	ARU Jamaica	63	81	121	265	23.77
Total tournament		906	562	924	2,392	37.88



Best Blockers

Rk	Team	Kill Blocks	Faults	Rebounds	Total Attempts	Avg. by set
1	TTO Trinidad and Tobago	63	136	62	261	3.94
2	JAM Aruba	39	104	47	190	3.00
3	CAY Cayman Islands	19	48	17	84	1.36
4	ARU Jamaica	14	26	17	57	0.88
Total tournament		135	314	143	592	1.41



Best Servers

Rk	Team	Aces	Faults	Serve Hits	Total Attempts	Avg. by set
1	JAM Aruba	80	114	566	760	6.15
2	TTO Trinidad and Tobago	59	67	673	799	3.69
3	ARU Jamaica	33	41	176	250	2.06
4	CAY Cayman Islands	26	52	190	268	1.86
Total tournament		198	274	1,605	2,077	2.06

P-6 Teams ranking by skills

All matches



Best Diggers

Rk	Team	Digs	Faults	Receptions	Total Attempts	Avg. by set
1	JAM Aruba	268	108	80	456	20.62
2	TTO Trinidad and Tobago	309	116	112	537	19.31
3	CAY Cayman Islands	77	39	48	164	5.50
4	ARU Jamaica	49	43	56	148	3.06
Total tournament		703	306	296	1,305	7.32



Best Setters

Rk	Team	Running Sets	Faults	Still Sets	Total Attempts	Avg. by set
1	JAM Aruba	125	38	654	817	9.62
2	TTO Trinidad and Tobago	61	33	779	873	3.81
3	CAY Cayman Islands	34	19	263	316	2.43
4	ARU Jamaica	17	23	204	244	1.06
Total tournament		237	113	1,900	2,250	2.47



Best Receivers

Limit: 20.00%

Rk	Team	Excellents	Faults	Serve Receptions	Total Attempts	Eff. %
1	CAY Cayman Islands	67	26	183	276	14.86
2	TTO Trinidad and Tobago	108	23	459	590	14.41
3	JAM Aruba	95	57	480	632	6.01
4	ARU Jamaica	37	26	176	239	4.60
Total tournament		307	132	1,298	1,737	10.07



Best Liberos

Rk	Team	Excellents	Faults	In Play	Total Attempts	Avg. by set
1	TTO Trinidad and Tobago	111	33	230	374	6.94
2	ARU Aruba	76	40	152	268	5.85
3	CAY Cayman Islands	28	25	71	124	2.00
4	JAM Jamaica	21	17	62	100	1.31
N/A	ISV Virgin Islands, U.S.	15	6	33	54	
Total tournament		251	121	548	920	2.61