

Match: 15 **Date:** 10/10/2025 **Spectators:** 1,200
City: Ponce
Hall: Auditorio Pachin Vicens
Match duration: **Start:** 21:00 **End:** 23:24 **Total:** 2:24

Teams	Sets	1	2	3	4	5	Total
PUR	2	25	23	18	25	11	102
USA	3	19	25	25	23	15	107
Duration:		0:27	0:27	0:26	0:30	0:19	2:09



PUR • Puerto Rico

Attack

Limit: 15.00%

Rk	No	Name	Pos.	Attacks	Faults	Shots	Total Attempts	Succ. %
1	16	Ellis Carballo Jamal	OP	16	6	6	28	57.14
2	14	Vargas Pelegrin	OH	14	8	10	32	43.75
3	7	Molina Pedro	OH	8	3	15	26	30.77
-	1	Bertran Luis M.	L	0	0	0	0	
-	6	Melendez Watts Axel Gabriel	OH	0	0	0	0	
-	9	Rosich Oliver Diego	OH	0	0	0	0	
-	12	Garcia Howard	S	0	1	1	2	
-	15	Rodriguez Jonathan	MB	1	0	1	2	
-	17	Alomar Ismael	MB	7	3	3	13	
-	19	Liciaga Cruz Luzgardo Joel	S	0	0	0	0	
-	24	Cabrera Rivera Arnel	L	0	0	0	0	
-	30	Rivera Bernardi Angel	MB	3	1	2	6	
-	31	Negron Sebastian	OP	0	2	0	2	
-	35	Fernandez Ivan	MB	0	0	0	0	
Total Team				49	24	38	111	44.14


Block


Rk	No	Name	Pos.	Kill Blocks	Faults	Rebounds	Total Attempts	Avg. by set
1	17	Alomar Ismael	MB	3	6	2	11	0.60
2	16	Ellis Carballo Jamal	OP	2	3	7	12	0.40
3	30	Rivera Bernardi Angel	MB	2	1	5	8	0.40
4	12	Garcia Howard	S	1	4	3	8	0.20
-	1	Bertran Luis M.	L	0	0	0	0	
-	6	Melendez Watts Axel Gabriel	OH	0	1	0	1	
-	7	Molina Pedro	OH	0	2	4	6	
-	9	Rosich Oliver Diego	OH	0	0	0	0	
-	14	Vargas Pelegrin	OH	0	0	3	3	
-	15	Rodriguez Jonathan	MB	0	1	4	5	
-	19	Liciaga Cruz Luzgardo Joel	S	0	1	1	2	
-	24	Cabrera Rivera Arnel	L	0	0	0	0	
-	31	Negron Sebastian	OP	0	0	0	0	
-	35	Fernandez Ivan	MB	0	0	0	0	
Total Team				8	19	29	56	1.60


Serve

Rk	No	Name	Pos.	Aces	Faults	Serve Hits	Total Attempts	Avg. by set
1	14	Vargas Pelegrin	OH	3	4	14	21	0.60
2	7	Molina Pedro	OH	2	6	10	18	0.40
3	16	Ellis Carballo Jamal	OP	1	6	11	18	0.20
-	1	Bertran Luis M.	L	0	0	0	0	
-	6	Melendez Watts Axel Gabriel	OH	0	0	0	0	
-	9	Rosich Oliver Diego	OH	0	1	2	3	
-	12	Garcia Howard	S	0	2	16	18	
-	15	Rodriguez Jonathan	MB	0	0	3	3	
-	17	Alomar Ismael	MB	0	1	16	17	
-	19	Liciaga Cruz Luzgardo Joel	S	0	0	0	0	
-	24	Cabrera Rivera Arnel	L	0	0	0	0	
-	30	Rivera Bernardi Angel	MB	0	1	3	4	
-	31	Negron Sebastian	OP	0	0	1	1	
-	35	Fernandez Ivan	MB	0	0	0	0	
Total Team				6	21	76	103	1.20

Team	Total Team	39	9		48	
------	------------	----	---	--	----	--

 Dig	Rk	No	Name	Pos.	Digs	Faults	Receptions	Total Attempts	Avg. by set
	1	7	Molina Pedro	OH	10	2	0	12	2.00
	2	24	Cabrera Rivera Arnel	L	7	6	1	14	1.40
	3	14	Vargas Pelegrin	OH	5	4	1	10	1.00
		17	Alomar Ismael	MB	5	7	0	12	1.00
	5	12	Garcia Howard	S	3	4	3	10	0.60
		16	Ellis Carballo Jamal	OP	3	4	0	7	0.60
		30	Rivera Bernardi Angel	MB	3	0	0	3	0.60
	8	15	Rodriguez Jonathan	MB	1	1	0	2	0.20
	-	1	Bertran Luis M.	L	0	0	0	0	
-	6	Melendez Watts Axel Gabriel	OH	0	0	0	0		
-	9	Rosich Oliver Diego	OH	0	0	0	0		
-	19	Liciaga Cruz Luzgardo Joel	S	0	0	1	1		
-	31	Negron Sebastian	OP	0	0	0	0		
-	35	Fernandez Ivan	MB	0	0	0	0		
Total Team					37	28	6	71	7.40

 Set	Rk	No	Name	Pos.	Running Sets	Faults	Still Sets	Total Attempts	Avg. by set
	1	12	Garcia Howard	S	22	0	66	88	4.40
	2	19	Liciaga Cruz Luzgardo Joel	S	1	0	5	6	0.20
	-	1	Bertran Luis M.	L	0	0	0	0	
	-	6	Melendez Watts Axel Gabriel	OH	0	0	0	0	
	-	7	Molina Pedro	OH	0	0	1	1	
	-	9	Rosich Oliver Diego	OH	0	0	0	0	
	-	14	Vargas Pelegrin	OH	0	0	3	3	
	-	15	Rodriguez Jonathan	MB	0	0	1	1	
	-	16	Ellis Carballo Jamal	OP	0	0	0	0	
-	17	Alomar Ismael	MB	0	0	1	1		
-	24	Cabrera Rivera Arnel	L	0	0	7	7		
-	30	Rivera Bernardi Angel	MB	0	0	0	0		
-	31	Negron Sebastian	OP	0	0	0	0		
-	35	Fernandez Ivan	MB	0	0	0	0		
Total Team					23	0	84	107	4.60

 Reception Limit:20.00%	Rk	No	Name	Pos.	Excellents	Faults	Serve Receptions	Total Attempts	Eff. %
	1	7	Molina Pedro	OH	19	1	8	28	64.29
	2	14	Vargas Pelegrin	OH	14	2	6	22	54.55
	3	24	Cabrera Rivera Arnel	L	15	1	10	26	53.85
	-	1	Bertran Luis M.	L	0	0	0	0	
	-	6	Melendez Watts Axel Gabriel	OH	0	0	0	0	
	-	9	Rosich Oliver Diego	OH	0	0	0	0	
	-	12	Garcia Howard	S	0	1	0	1	
	-	15	Rodriguez Jonathan	MB	0	0	0	0	
	-	16	Ellis Carballo Jamal	OP	0	0	0	0	
-	17	Alomar Ismael	MB	0	0	1	1		
-	19	Liciaga Cruz Luzgardo Joel	S	0	0	0	0		
-	30	Rivera Bernardi Angel	MB	0	1	1	2		
-	31	Negron Sebastian	OP	0	0	0	0		
-	35	Fernandez Ivan	MB	0	0	0	0		
Total Team					48	6	26	80	52.50




USA • United States



Attack


Limit: 15.00%

Rk	No	Name	Pos.	Attacks	Faults	Shots	Total Attempts	Succ. %
1	18	Rogers Patrick	OH	19	5	21	45	42.22
2	17	Moser Trenton	OH	5	5	9	19	26.32
-	1	Merk Ryan	L	0	0	0	0	
-	2	Wade Kyler	OP	4	2	4	10	
-	3	Todd Justin	MB	4	1	1	6	
-	4	Flayter Nathan	S	3	0	3	6	
-	5	Thorne Cameron	MB	4	1	1	6	
-	6	Sani Sebastiano	OH	3	1	2	6	
-	9	McElligott Ryan	S	0	0	0	0	
-	11	Larson Kellen	L	0	0	0	0	
-	20	Thiim Keoni	OH	6	1	5	12	
-	22	Rose Owen	MB	2	0	2	4	
-	23	Jordan Trevell	MB	1	1	0	2	
Total Team				51	17	48	116	43.97



Block

Rk	No	Name	Pos.	Kill Blocks	Faults	Rebounds	Total Attempts	Avg. by set
1	22	Rose Owen	MB	7	4	2	13	1.40
2	4	Flayter Nathan	S	2	3	2	7	0.40
	6	Sani Sebastiano	OH	2	2	0	4	0.40
	18	Rogers Patrick	OH	2	2	3	7	0.40
5	5	Thorne Cameron	MB	1	3	0	4	0.20
	17	Moser Trenton	OH	1	1	0	2	0.20
	20	Thiim Keoni	OH	1	1	4	6	0.20
-	1	Merk Ryan	L	0	0	0	0	
-	2	Wade Kyler	OP	0	3	0	3	
-	3	Todd Justin	MB	0	1	6	7	
-	9	McElligott Ryan	S	0	0	0	0	
-	11	Larson Kellen	L	0	0	0	0	
-	23	Jordan Trevell	MB	0	0	3	3	
Total Team				16	20	20	56	3.20




Serve


Rk	No	Name	Pos.	Aces	Faults	Serve Hits	Total Attempts	Avg. by set
1	18	Rogers Patrick	OH	3	2	19	24	0.60
2	20	Thiim Keoni	OH	2	4	8	14	0.40
3	17	Moser Trenton	OH	1	4	9	14	0.20
-	1	Merk Ryan	L	0	0	0	0	
-	2	Wade Kyler	OP	0	1	5	6	
-	3	Todd Justin	MB	0	5	6	11	
-	4	Flayter Nathan	S	0	3	11	14	
-	5	Thorne Cameron	MB	0	1	3	4	
-	6	Sani Sebastiano	OH	0	2	2	4	
-	9	McElligott Ryan	S	0	0	0	0	
-	11	Larson Kellen	L	0	0	0	0	
-	22	Rose Owen	MB	0	3	8	11	
-	23	Jordan Trevell	MB	0	1	4	5	
Total Team				6	26	75	107	1.20


Team

Total Team		34	7	41	
------------	--	----	---	----	--



 Dig	Rk	No	Name	Pos.	Digs	Faults	Receptions	Total Attempts	Avg. by set
	1	18	Rogers Patrick	OH	11	1	0	12	2.20
	2	4	Flayter Nathan	S	7	4	0	11	1.40
		17	Moser Trenton	OH	7	1	2	10	1.40
	4	20	Thiim Keoni	OH	5	4	1	10	1.00
	5	1	Merk Ryan	L	4	0	0	4	0.80
		22	Rose Owen	MB	4	1	0	5	0.80
	7	11	Larson Kellen	L	3	8	1	12	0.60
	8	2	Wade Kyler	OP	2	1	0	3	0.40
	9	3	Todd Justin	MB	1	0	0	1	0.20
	6	Sani Sebastiano	OH	1	3	0	4	0.20	
-	5	Thorne Cameron	MB	0	1	0	1		
-	9	McElligott Ryan	S	0	0	0	0		
-	23	Jordan Trevell	MB	0	1	0	1		
Total Team					45	25	4	74	9.00

 Set	Rk	No	Name	Pos.	Running Sets	Faults	Still Sets	Total Attempts	Avg. by set
	1	4	Flayter Nathan	S	15	1	75	91	3.00
	-	1	Merk Ryan	L	0	0	6	6	
	-	2	Wade Kyler	OP	0	0	0	0	
	-	3	Todd Justin	MB	0	0	0	0	
	-	5	Thorne Cameron	MB	0	0	1	1	
	-	6	Sani Sebastiano	OH	0	0	0	0	
	-	9	McElligott Ryan	S	0	0	0	0	
	-	11	Larson Kellen	L	0	0	4	4	
	-	17	Moser Trenton	OH	0	0	4	4	
-	18	Rogers Patrick	OH	0	0	0	0		
-	20	Thiim Keoni	OH	0	0	1	1		
-	22	Rose Owen	MB	0	0	0	0		
-	23	Jordan Trevell	MB	0	0	0	0		
Total Team					15	1	91	107	3.00

 Reception Limit:20.00%	Rk	No	Name	Pos.	Excellents	Faults	Serve Receptions	Total Attempts	Eff. %
	1	18	Rogers Patrick	OH	15	2	10	27	48.15
	-	1	Merk Ryan	L	8	2	5	15	
	-	2	Wade Kyler	OP	0	0	0	0	
	-	3	Todd Justin	MB	0	0	0	0	
	-	4	Flayter Nathan	S	0	0	2	2	
	-	5	Thorne Cameron	MB	0	0	1	1	
	-	6	Sani Sebastiano	OH	3	1	2	6	
	-	9	McElligott Ryan	S	0	0	0	0	
	-	11	Larson Kellen	L	10	0	3	13	
-	17	Moser Trenton	OH	5	1	8	14		
-	20	Thiim Keoni	OH	1	0	1	2		
-	22	Rose Owen	MB	0	0	1	1		
-	23	Jordan Trevell	MB	0	0	1	1		
Total Team					42	6	34	82	43.90