



2026 NORCECA U17 Girls' Continental Cup



P-3 Match players ranking

Match: 15 **Date:** 30/05/2026 **Spectators:** 800
City: Tegucigalpa
Hall: Gimnasio de Voleibol # 2 Jorge A. Galeano
Match duration: **Start:** 19:00 **End:** 20:43 **Total:** 1:12

Teams	Sets	1	2	3	4	5	Total
USA	3	25	25	25			75
CAN	0	21	11	17			49
Duration:		0:24	0:19	0:22			1:05



USA • United States

Attack

Limit: 15.00%

Rk	No	Name	Pos.	Attacks	Faults	Shots	Total Attempts	Succ. %
1	7	Gloessner Madlen	MB	8	1	2	11	72.73
2	4	Crutcher Mary-Christine	OH	9	2	4	15	60.00
3	10	Jameson Mesa	OP	7	5	6	18	38.89
-	1	Andrews Mc Kenzie	MB	4	2	0	6	
-	2	Burbage Chloe	S	0	0	0	0	
-	12	Braddick Shiloh	OP	0	2	0	2	
-	14	Matuszko Mikayla	OH	5	2	2	9	
-	17	Osborn Isabella	L	0	0	0	0	
-	18	Waller Shaun	MB	2	2	1	5	
-	20	Coady Piper	OH	3	2	0	5	
-	22	Gregg Sophia	S	1	0	0	1	
-	23	Hengler Hope	L	0	0	0	0	
-	25	Smith Jael	MB	0	1	0	1	
-	27	Stevenson Naomi	OP	0	0	0	0	
Total Team				39	19	15	73	53.42

Block

Rk	No	Name	Pos.	Kill Blocks	Faults	Rebounds	Total Attempts	Avg. by set
1	7	Gloessner Madlen	MB	3	0	2	5	1.00
2	22	Gregg Sophia	S	2	3	1	6	0.67
3	4	Crutcher Mary-Christine	OH	1	1	2	4	0.33
	10	Jameson Mesa	OP	1	0	0	1	0.33
	12	Braddick Shiloh	OP	1	1	0	2	0.33
	14	Matuszko Mikayla	OH	1	2	5	8	0.33
	18	Waller Shaun	MB	1	0	1	2	0.33
-	1	Andrews Mc Kenzie	MB	0	0	0	0	
-	2	Burbage Chloe	S	0	0	0	0	
-	17	Osborn Isabella	L	0	0	0	0	
-	20	Coady Piper	OH	0	0	0	0	
-	23	Hengler Hope	L	0	0	0	0	
-	25	Smith Jael	MB	0	0	2	2	
-	27	Stevenson Naomi	OP	0	1	0	1	
Total Team				10	8	13	31	3.33

Serve

Rk	No	Name	Pos.	Aces	Faults	Serve Hits	Total Attempts	Avg. by set
1	14	Matuszko Mikayla	OH	2	1	17	20	0.67
2	2	Burbage Chloe	S	1	1	5	7	0.33
	25	Smith Jael	MB	1	0	3	4	0.33
-	1	Andrews Mc Kenzie	MB	0	0	1	1	
-	4	Crutcher Mary-Christine	OH	0	2	4	6	
-	7	Gloessner Madlen	MB	0	3	8	11	
-	10	Jameson Mesa	OP	0	2	1	3	
-	12	Braddick Shiloh	OP	0	0	0	0	
-	17	Osborn Isabella	L	0	0	0	0	
-	18	Waller Shaun	MB	0	0	6	6	
-	20	Coady Piper	OH	0	1	8	9	
-	22	Gregg Sophia	S	0	0	7	7	
-	23	Hengler Hope	L	0	0	0	0	
-	27	Stevenson Naomi	OP	0	0	0	0	
Total Team				4	10	60	74	1.33







2026 NORCECA U17 Girls' Continental Cup


P-3 Match players ranking



Team	Total Team	22	5	27
------	------------	----	---	----

 Dig	Rk	No	Name	Pos.	Digs	Faults	Receptions	Total Attempts	Avg. by set
	1	4	Crutcher Mary-Christine	OH	6	0	0	6	2.00
	14	Matuszko Mikayla	OH	6	0	0	6	2.00	
	3	22	Gregg Sophia	S	4	0	0	4	1.33
	4	7	Gloessner Madlen	MB	2	0	0	2	0.67
		18	Waller Shaun	MB	2	0	0	2	0.67
		23	Hengler Hope	L	2	0	0	2	0.67
		25	Smith Jael	MB	2	2	1	5	0.67
	8	10	Jameson Mesa	OP	1	0	0	1	0.33
		17	Osborn Isabella	L	1	1	1	3	0.33
		20	Coady Piper	OH	1	1	1	3	0.33
	-	1	Andrews Mc Kenzie	MB	0	0	0	0	
	-	2	Burbage Chloe	S	0	0	0	0	
	-	12	Braddick Shiloh	OP	0	0	0	0	
	-	27	Stevenson Naomi	OP	0	0	1	1	
Total Team					27	4	4	35	9.00

 Set	Rk	No	Name	Pos.	Running Sets	Faults	Still Sets	Total Attempts	Avg. by set
	1	22	Gregg Sophia	S	10	0	39	49	3.33
2	2	Burbage Chloe	S	4	0	9	13	1.33	
-	1	Andrews Mc Kenzie	MB	0	0	0	0		
-	4	Crutcher Mary-Christine	OH	0	0	4	4		
-	7	Gloessner Madlen	MB	0	0	0	0		
-	10	Jameson Mesa	OP	0	0	1	1		
-	12	Braddick Shiloh	OP	0	0	0	0		
-	14	Matuszko Mikayla	OH	0	0	1	1		
-	17	Osborn Isabella	L	0	0	0	0		
-	18	Waller Shaun	MB	0	0	0	0		
-	20	Coady Piper	OH	0	0	0	0		
-	23	Hengler Hope	L	0	0	2	2		
-	25	Smith Jael	MB	0	0	0	0		
-	27	Stevenson Naomi	OP	0	0	0	0		
Total Team					14	0	56	70	4.67

 Reception Limit:20.00%	Rk	No	Name	Pos.	Excellents	Faults	Serve Receptions	Total Attempts	Eff. %
	1	4	Crutcher Mary-Christine	OH	3	0	7	10	30.00
2	23	Hengler Hope	L	5	2	16	23	13.04	
-	1	Andrews Mc Kenzie	MB	0	0	0	0		
-	2	Burbage Chloe	S	0	1	1	2		
-	7	Gloessner Madlen	MB	0	0	0	0		
-	10	Jameson Mesa	OP	5	0	1	6		
-	12	Braddick Shiloh	OP	0	0	0	0		
-	14	Matuszko Mikayla	OH	0	0	0	0		
-	17	Osborn Isabella	L	0	0	0	0		
-	18	Waller Shaun	MB	0	0	0	0		
-	20	Coady Piper	OH	1	0	4	5		
-	22	Gregg Sophia	S	0	0	0	0		
-	25	Smith Jael	MB	0	0	0	0		
-	27	Stevenson Naomi	OP	0	0	0	0		
Total Team					14	3	29	46	23.91





2026 NORCECA U17 Girls' Continental Cup



P-3 Match players ranking

CAN • Canada

<p style="text-align: center;">Attack</p> <p>Limit: 15.00%</p>	Rk	No	Name	Pos.	Attacks	Faults	Shots	Total Attempts	Succ. %
	1	6	Glavacic Ana	OH	3	3	5	11	27.27
	2	4	Grimm Naya	OH	5	13	6	24	20.83
	-	2	Yamazaki Madison	OH	1	0	1	2	
	-	3	Grapentine Ella	S	0	5	7	12	
	-	5	Lekakis Adalia	OH	0	0	0	0	
	-	7	Manning Adeline	OH	1	4	2	7	
	-	8	Byrnell Shayla	MB	3	0	3	6	
	-	9	Kapoor Sarina	L	0	0	0	0	
	-	10	Cheung Victoria	MB	0	0	0	0	
	-	11	Harris Rayne	L	0	0	0	0	
	-	12	Marineau Ellie	OH	0	0	0	0	
	-	14	Wan-Gauthier Rhael	MB	0	0	1	1	
	-	16	Mulleda Mia	MB	0	0	0	0	
-	22	Schick Seacret	S	2	2	6	10		
Total Team					15	27	31	73	20.55
<p style="text-align: center;">Block</p>	Rk	No	Name	Pos.	Kill Blocks	Faults	Rebounds	Total Attempts	Avg. by set
	1	4	Grimm Naya	OH	2	0	0	2	0.67
		8	Byrnell Shayla	MB	2	1	1	4	0.67
	3	3	Grapentine Ella	S	1	3	0	4	0.33
	-	2	Yamazaki Madison	OH	0	0	0	0	
	-	5	Lekakis Adalia	OH	0	1	0	1	
	-	6	Glavacic Ana	OH	0	1	1	2	
	-	7	Manning Adeline	OH	0	0	0	0	
	-	9	Kapoor Sarina	L	0	0	0	0	
	-	10	Cheung Victoria	MB	0	0	0	0	
	-	11	Harris Rayne	L	0	0	0	0	
	-	12	Marineau Ellie	OH	0	0	0	0	
	-	14	Wan-Gauthier Rhael	MB	0	1	1	2	
	-	16	Mulleda Mia	MB	0	0	0	0	
-	22	Schick Seacret	S	0	0	0	0		
Total Team					5	7	3	15	1.67
<p style="text-align: center;">Serve</p>	Rk	No	Name	Pos.	Aces	Faults	Serve Hits	Total Attempts	Avg. by set
	1	4	Grimm Naya	OH	2	1	7	10	0.67
	2	3	Grapentine Ella	S	1	0	5	6	0.33
		12	Marineau Ellie	OH	1	0	1	2	0.33
	-	2	Yamazaki Madison	OH	0	0	2	2	
	-	5	Lekakis Adalia	OH	0	0	0	0	
	-	6	Glavacic Ana	OH	0	0	6	6	
	-	7	Manning Adeline	OH	0	0	2	2	
	-	8	Byrnell Shayla	MB	0	0	5	5	
	-	9	Kapoor Sarina	L	0	0	0	0	
	-	10	Cheung Victoria	MB	0	0	0	0	
	-	11	Harris Rayne	L	0	0	0	0	
	-	14	Wan-Gauthier Rhael	MB	0	0	2	2	
	-	16	Mulleda Mia	MB	0	1	2	3	
-	22	Schick Seacret	S	0	0	12	12		
Total Team					4	2	44	50	1.33
Team	Total Team				25	18		43	








2026 NORCECA U17 Girls' Continental Cup



P-3 Match players ranking

 Dig	Rk	No	Name	Pos.	Digs	Faults	Receptions	Total Attempts	Avg. by set
	1	11	Harris Rayne	L	7	2	0	9	2.33
	2	3	Grapentine Ella	S	3	4	0	7	1.00
		22	Schick Seacret	S	3	1	0	4	1.00
	4	4	Grimm Naya	OH	2	2	0	4	0.67
		8	Byrnell Shayla	MB	2	0	0	2	0.67
	6	6	Glavacic Ana	OH	1	4	1	6	0.33
	-	2	Yamazaki Madison	OH	0	0	0	0	
	-	5	Lekakis Adalia	OH	0	0	0	0	
	-	7	Manning Adeline	OH	0	1	0	1	
-	9	Kapoor Sarina	L	0	0	0	0		
-	10	Cheung Victoria	MB	0	0	0	0		
-	12	Marineau Ellie	OH	0	0	0	0		
-	14	Wan-Gauthier Rhael	MB	0	0	0	0		
-	16	Mulleda Mia	MB	0	0	0	0		
Total Team					18	14	1	33	6.00

 Set	Rk	No	Name	Pos.	Running Sets	Faults	Still Sets	Total Attempts	Avg. by set
	1	3	Grapentine Ella	S	4	2	30	36	1.33
	2	22	Schick Seacret	S	1	1	24	26	0.33
	-	2	Yamazaki Madison	OH	0	0	0	0	
	-	4	Grimm Naya	OH	0	0	2	2	
	-	5	Lekakis Adalia	OH	0	0	0	0	
	-	6	Glavacic Ana	OH	0	0	0	0	
	-	7	Manning Adeline	OH	0	0	1	1	
	-	8	Byrnell Shayla	MB	0	0	1	1	
	-	9	Kapoor Sarina	L	0	0	0	0	
-	10	Cheung Victoria	MB	0	0	0	0		
-	11	Harris Rayne	L	0	0	4	4		
-	12	Marineau Ellie	OH	0	0	0	0		
-	14	Wan-Gauthier Rhael	MB	0	0	0	0		
-	16	Mulleda Mia	MB	0	0	0	0		
Total Team					5	3	62	70	1.67

 Reception	Rk	No	Name	Pos.	Excellents	Faults	Serve Receptions	Total Attempts	Eff. %
	1	11	Harris Rayne	L	3	2	26	31	3.23
	-	2	Yamazaki Madison	OH	0	0	0	0	
	-	3	Grapentine Ella	S	0	0	0	0	
	-	4	Grimm Naya	OH	0	0	14	14	
	-	5	Lekakis Adalia	OH	0	0	0	0	
	-	6	Glavacic Ana	OH	0	0	8	8	
	-	7	Manning Adeline	OH	0	2	4	6	
	-	8	Byrnell Shayla	MB	0	0	1	1	
	-	9	Kapoor Sarina	L	0	0	3	3	
-	10	Cheung Victoria	MB	0	0	0	0		
-	12	Marineau Ellie	OH	0	0	0	0		
-	14	Wan-Gauthier Rhael	MB	0	0	0	0		
-	16	Mulleda Mia	MB	0	0	0	0		
-	22	Schick Seacret	S	0	0	0	0		
Total Team					3	4	56	63	-1.59

Limit:20.00%

