



Men's U21 NORCECA Pan American Cup 2026



P-3 Match players ranking

Match: 4 **Date:** 23/06/2026 **Spectators:** 1,000
City: Guatemala City
Hall: Gim. Teodoro Palacios Flores
Match duration: **Start:** 20:00 **End:** 21:07 **Total:** 1:07

Teams	Sets	1	2	3	4	5	Total
GUA	0	16	12	14			42
CRC	3	25	25	25			75
Duration:		0:18	0:22	0:20			1:00



GUA • Guatemala

Attack

Limit: 15.00%

Rk	No	Name	Pos.	Attacks	Faults	Shots	Total Attempts	Succ. %
1	6	Samayoa Rizzo José Luis	OP	8	8	12	28	28.57
2	2	Carranza Guzman Gerson Daniel de Jesús	OH	1	5	6	12	8.33
-	4	Marroquin Alvarado Anthony Fabian	S	1	0	3	4	
-	5	Gonzalez Mendez Josue Fernando	L	0	0	0	0	
-	7	Mendoza Marroquin Omar Eduardo	OP	0	1	2	3	
-	9	Asencio Artola Elfido Jose Antonio	MB	3	1	6	10	
-	10	Zuñiga Cambara Juan David	S	0	1	1	2	
-	12	Alvarez López Christian Saúl	MB	6	0	0	6	
-	13	Mena Arias Santiago Rene	OH	1	1	3	5	
-	14	Mendizabal Pommier Luis Roberto	OP	0	6	2	8	
-	15	Gonzalez Estrada Jorge Rodolfo	OP	0	0	0	0	
-	17	Izaguirre Solis Byron Estuardo	L	0	0	0	0	
-	18	Pazos Trujillo Sebastian	S	0	0	0	0	
-	20	Orellana Oliva Oscar Humberto	MB	0	0	1	1	
Total Team				20	23	36	79	25.32

Block

Rk	No	Name	Pos.	Kill Blocks	Faults	Rebounds	Total Attempts	Avg. by set
1	12	Alvarez López Christian Saúl	MB	2	6	0	8	0.67
2	6	Samayoa Rizzo José Luis	OP	1	3	1	5	0.33
-	2	Carranza Guzman Gerson Daniel de Jesús	OH	0	0	0	0	
-	4	Marroquin Alvarado Anthony Fabian	S	0	0	0	0	
-	5	Gonzalez Mendez Josue Fernando	L	0	0	0	0	
-	7	Mendoza Marroquin Omar Eduardo	OP	0	0	0	0	
-	9	Asencio Artola Elfido Jose Antonio	MB	0	2	0	2	
-	10	Zuñiga Cambara Juan David	S	0	1	0	1	
-	13	Mena Arias Santiago Rene	OH	0	0	1	1	
-	14	Mendizabal Pommier Luis Roberto	OP	0	1	0	1	
-	15	Gonzalez Estrada Jorge Rodolfo	OP	0	0	0	0	
-	17	Izaguirre Solis Byron Estuardo	L	0	0	0	0	
-	18	Pazos Trujillo Sebastian	S	0	0	0	0	
-	20	Orellana Oliva Oscar Humberto	MB	0	0	0	0	
Total Team				3	13	2	18	1.00






Men's U21 NORCECA Pan American Cup 2026



P-3 Match players ranking

 Serve	Rk	No	Name	Pos.	Aces	Faults	Serve Hits	Total Attempts	Avg. by set
	1	6	Samayoa Rizzo José Luis	OP	1	0	6	7	0.33
		9	Asencio Artola Elfido Jose Antonio	MB	1	1	3	5	0.33
	-	2	Carranza Guzman Gerson Daniel de Jesús	OH	0	0	3	3	
	-	4	Marroquin Alvarado Anthony Fabian	S	0	0	2	2	
	-	5	Gonzalez Mendez Josue Fernando	L	0	0	0	0	
	-	7	Mendoza Marroquin Omar Eduardo	OP	0	0	0	0	
	-	10	Zuñiga Cambara Juan David	S	0	2	7	9	
	-	12	Alvarez López Christian Saúl	MB	0	0	6	6	
	-	13	Mena Arias Santiago Rene	OH	0	1	5	6	
-	14	Mendizabal Pommier Luis Roberto	OP	0	1	3	4		
-	15	Gonzalez Estrada Jorge Rodolfo	OP	0	0	0	0		
-	17	Izaguirre Solis Byron Estuardo	L	0	0	0	0		
-	18	Pazos Trujillo Sebastian	S	0	0	0	0		
-	20	Orellana Oliva Oscar Humberto	MB	0	0	2	2		
Total Team					2	5	37	44	0.67

Team	Total Team	17	21		38	

 Dig	Rk	No	Name	Pos.	Digs	Faults	Receptions	Total Attempts	Avg. by set
	1	6	Samayoa Rizzo José Luis	OP	6	1	0	7	2.00
	2	5	Gonzalez Mendez Josue Fernando	L	4	3	0	7	1.33
	3	10	Zuñiga Cambara Juan David	S	3	2	0	5	1.00
		13	Mena Arias Santiago Rene	OH	3	0	1	4	1.00
	5	2	Carranza Guzman Gerson Daniel de Jesús	OH	1	3	0	4	0.33
		4	Marroquin Alvarado Anthony Fabian	S	1	1	0	2	0.33
		7	Mendoza Marroquin Omar Eduardo	OP	1	0	0	1	0.33
		12	Alvarez López Christian Saúl	MB	1	0	0	1	0.33
		14	Mendizabal Pommier Luis Roberto	OP	1	1	0	2	0.33
	18	Pazos Trujillo Sebastian	S	1	0	0	1	0.33	
-	9	Asencio Artola Elfido Jose Antonio	MB	0	0	0	0		
-	15	Gonzalez Estrada Jorge Rodolfo	OP	0	0	0	0		
-	17	Izaguirre Solis Byron Estuardo	L	0	0	0	0		
-	20	Orellana Oliva Oscar Humberto	MB	0	0	0	0		
Total Team					22	11	1	34	7.33

 Set	Rk	No	Name	Pos.	Running Sets	Faults	Still Sets	Total Attempts	Avg. by set
	1	10	Zuñiga Cambara Juan David	S	10	2	46	58	3.33
	-	2	Carranza Guzman Gerson Daniel de Jesús	OH	0	0	1	1	
	-	4	Marroquin Alvarado Anthony Fabian	S	0	0	0	0	
	-	5	Gonzalez Mendez Josue Fernando	L	0	0	5	5	
	-	6	Samayoa Rizzo José Luis	OP	0	0	1	1	
	-	7	Mendoza Marroquin Omar Eduardo	OP	0	0	0	0	
	-	9	Asencio Artola Elfido Jose Antonio	MB	0	0	2	2	
	-	12	Alvarez López Christian Saúl	MB	0	0	0	0	
	-	13	Mena Arias Santiago Rene	OH	0	0	2	2	
-	14	Mendizabal Pommier Luis Roberto	OP	0	0	1	1		
-	15	Gonzalez Estrada Jorge Rodolfo	OP	0	0	0	0		
-	17	Izaguirre Solis Byron Estuardo	L	0	0	0	0		
-	18	Pazos Trujillo Sebastian	S	0	0	6	6		
-	20	Orellana Oliva Oscar Humberto	MB	0	0	0	0		
Total Team					10	2	64	76	3.33






Men's U21 NORCECA Pan American Cup 2026



P-3 Match players ranking

 Reception Limit:20.00%	Rk	No	Name	Pos.	Excellents	Faults	Serve Receptions	Total Attempts	Eff. %
	1	5	Gonzalez Mendez Josue Fernando	L	9	0	8	17	52.94
	2	13	Mena Arias Santiago Rene	OH	6	0	7	13	46.15
	3	6	Samayoa Rizzo José Luis	OP	5	0	9	14	35.71
	-	2	Carranza Guzman Gerson Daniel de Jesús	OH	5	0	5	10	
	-	4	Marroquin Alvarado Anthony Fabian	S	3	0	1	4	
	-	7	Mendoza Marroquin Omar Eduardo	OP	0	0	0	0	
	-	9	Asencio Artola Elfido Jose Antonio	MB	0	0	1	1	
	-	10	Zuñiga Cambara Juan David	S	0	0	3	3	
	-	12	Alvarez López Christian Saúl	MB	0	0	0	0	
-	14	Mendizabal Pommier Luis Roberto	OP	0	0	0	0		
-	15	Gonzalez Estrada Jorge Rodolfo	OP	0	0	0	0		
-	17	Izaguirre Solis Byron Estuardo	L	0	0	0	0		
-	18	Pazos Trujillo Sebastian	S	0	0	0	0		
-	20	Orellana Oliva Oscar Humberto	MB	0	0	0	0		
Total Team					28	0	34	62	45.16








Men's U21 NORCECA Pan American Cup 2026



P-3 Match players ranking

 CRC • Costa Rica

		Rk	No	Name	Pos.	Attacks	Faults	Shots	Total Attempts	Succ. %
 Attack Limit: 15.00%	1	22	Grant Brown Stanley	OH	13	1	5	19	68.42	
	2	21	Morales Sánchez Ignacio	OH	14	3	5	22	63.64	
	-	3	Mejía Porras Andy José	S	0	0	0	0		
	-	4	Gutiérrez Gómez Jose Andrés	L	0	0	0	0		
	-	5	Barrantes Barrantes Edser	S	3	0	0	3		
	-	7	Jiménez Jarrett Denzel	OP	0	0	0	0		
	-	9	Molina Mcdonald Antoine	MB	2	1	2	5		
	-	10	Vanega Romero Jeremy Antonio	MB	5	0	4	9		
	-	11	BOLAÑOS ALVARADO FELIPE	OP	4	3	3	10		
	-	12	Monge Sánchez Ángel Caleb	OP	2	0	1	3		
	-	14	Córdoba Morales Gabriel	S	0	0	0	0		
	-	18	ESQUIVEL ZAMORA IAN	S	0	0	0	0		
	-	20	Zúñiga Delgado Roberto Josué	MB	0	0	0	0		
Total Team						43	8	20	71	60.56
 Block	Rk	No	Name	Pos.	Kill Blocks	Faults	Rebounds	Total Attempts	Avg. by set	
	1	5	Barrantes Barrantes Edser	S	3	2	1	6	1.00	
	2	11	BOLAÑOS ALVARADO FELIPE	OP	2	0	1	3	0.67	
		22	Grant Brown Stanley	OH	2	0	0	2	0.67	
	4	9	Molina Mcdonald Antoine	MB	1	2	4	7	0.33	
		21	Morales Sánchez Ignacio	OH	1	1	0	2	0.33	
	-	3	Mejía Porras Andy José	S	0	0	0	0		
	-	4	Gutiérrez Gómez Jose Andrés	L	0	0	0	0		
	-	7	Jiménez Jarrett Denzel	OP	0	0	0	0		
	-	10	Vanega Romero Jeremy Antonio	MB	0	0	1	1		
	-	12	Monge Sánchez Ángel Caleb	OP	0	0	0	0		
	-	14	Córdoba Morales Gabriel	S	0	0	0	0		
	-	18	ESQUIVEL ZAMORA IAN	S	0	0	0	0		
-	20	Zúñiga Delgado Roberto Josué	MB	0	0	0	0			
Total Team						9	5	7	21	3.00
 Serve	Rk	No	Name	Pos.	Aces	Faults	Serve Hits	Total Attempts	Avg. by set	
	1	10	Vanega Romero Jeremy Antonio	MB	1	0	21	22	0.33	
		21	Morales Sánchez Ignacio	OH	1	3	10	14	0.33	
	-	3	Mejía Porras Andy José	S	0	0	0	0		
	-	4	Gutiérrez Gómez Jose Andrés	L	0	0	0	0		
	-	5	Barrantes Barrantes Edser	S	0	1	10	11		
	-	7	Jiménez Jarrett Denzel	OP	0	0	0	0		
	-	9	Molina Mcdonald Antoine	MB	0	2	13	15		
	-	11	BOLAÑOS ALVARADO FELIPE	OP	0	3	2	5		
	-	12	Monge Sánchez Ángel Caleb	OP	0	0	1	1		
	-	14	Córdoba Morales Gabriel	S	0	0	2	2		
	-	18	ESQUIVEL ZAMORA IAN	S	0	0	0	0		
	-	20	Zúñiga Delgado Roberto Josué	MB	0	0	0	0		
-	22	Grant Brown Stanley	OH	0	1	3	4			
Total Team						2	10	62	74	0.67
Team	Total Team					21	9		30	







Men's U21 NORCECA Pan American Cup 2026



P-3 Match players ranking

 Dig	Rk	No	Name	Pos.	Digs	Faults	Receptions	Total Attempts	Avg. by set
	1	22	Grant Brown Stanley	OH	7	1	0	8	2.33
	2	4	Gutiérrez Gómez Jose Andrés	L	6	1	1	8	2.00
		5	Barrantes Barrantes Edser	S	6	0	0	6	2.00
	4	21	Morales Sánchez Ignacio	OH	5	1	1	7	1.67
	5	11	BOLAÑOS ALVARADO FELIPE	OP	4	1	0	5	1.33
	6	10	Vanega Romero Jeremy Antonio	MB	2	0	0	2	0.67
	7	9	Molina Mcdonald Antoine	MB	1	1	0	2	0.33
		12	Monge Sánchez Ángel Caleb	OP	1	0	1	2	0.33
	-	3	Mejía Porras Andy José	S	0	0	0	0	
-	7	Jiménez Jarrett Denzel	OP	0	0	0	0		
-	14	Córdoba Morales Gabriel	S	0	1	0	1		
-	18	ESQUIVEL ZAMORA IAN	S	0	0	0	0		
-	20	Zúñiga Delgado Roberto Josué	MB	0	0	0	0		
Total Team					32	6	3	41	10.67

 Set	Rk	No	Name	Pos.	Running Sets	Faults	Still Sets	Total Attempts	Avg. by set
	1	5	Barrantes Barrantes Edser	S	3	1	38	42	1.00
	-	3	Mejía Porras Andy José	S	0	0	0	0	
	-	4	Gutiérrez Gómez Jose Andrés	L	0	0	1	1	
	-	7	Jiménez Jarrett Denzel	OP	0	0	0	0	
	-	9	Molina Mcdonald Antoine	MB	0	0	5	5	
	-	10	Vanega Romero Jeremy Antonio	MB	0	0	1	1	
	-	11	BOLAÑOS ALVARADO FELIPE	OP	0	0	1	1	
	-	12	Monge Sánchez Ángel Caleb	OP	0	0	0	0	
	-	14	Córdoba Morales Gabriel	S	0	0	8	8	
-	18	ESQUIVEL ZAMORA IAN	S	0	0	0	0		
-	20	Zúñiga Delgado Roberto Josué	MB	0	0	0	0		
-	21	Morales Sánchez Ignacio	OH	0	1	1	2		
-	22	Grant Brown Stanley	OH	0	0	3	3		
Total Team					3	2	58	63	1.00

 Reception Limit:20.00%	Rk	No	Name	Pos.	Excellents	Faults	Serve Receptions	Total Attempts	Eff. %
	1	4	Gutiérrez Gómez Jose Andrés	L	7	0	4	11	63.64
	2	21	Morales Sánchez Ignacio	OH	11	1	4	16	62.50
	3	22	Grant Brown Stanley	OH	4	0	5	9	44.44
	-	3	Mejía Porras Andy José	S	0	0	0	0	
	-	5	Barrantes Barrantes Edser	S	0	0	1	1	
	-	7	Jiménez Jarrett Denzel	OP	0	0	0	0	
	-	9	Molina Mcdonald Antoine	MB	0	1	1	2	
	-	10	Vanega Romero Jeremy Antonio	MB	0	0	0	0	
	-	11	BOLAÑOS ALVARADO FELIPE	OP	0	0	0	0	
-	12	Monge Sánchez Ángel Caleb	OP	0	0	0	0		
-	14	Córdoba Morales Gabriel	S	0	0	0	0		
-	18	ESQUIVEL ZAMORA IAN	S	0	0	0	0		
-	20	Zúñiga Delgado Roberto Josué	MB	0	0	0	0		
Total Team					22	2	15	39	51.28

